

FEDERAL  
RESERVE




FINANCIAL  
SERVICES

**FedLine Web**

**Certificate Removal Procedure**

**User Guide**



## Contents

FedLine Web Certificate Removal .....	3
Certificate Removal Procedure .....	4

"FedLine Web" is a registered service mark of the Federal Reserve Banks. A complete list of marks owned by the Federal Reserve Banks is available at [www.frbservices.org](http://www.frbservices.org).

"Internet Explorer", "Windows", "Windows XP" and "Windows Vista" are registered trademarks of Microsoft Corporation.

## **FedLine Web Certificate Removal**

This guide provides step-by-step information to help you remove a FedLine Web certificate from your Internet Explorer® browser. We recommend that you create a copy of your FedLine Web certificate using the contingency procedures before continuing with this guide. Please note that the procedure provided below is from an Internet Explorer® 7 browser running on Windows XP® and there might be slight differences if executed on a different platform.

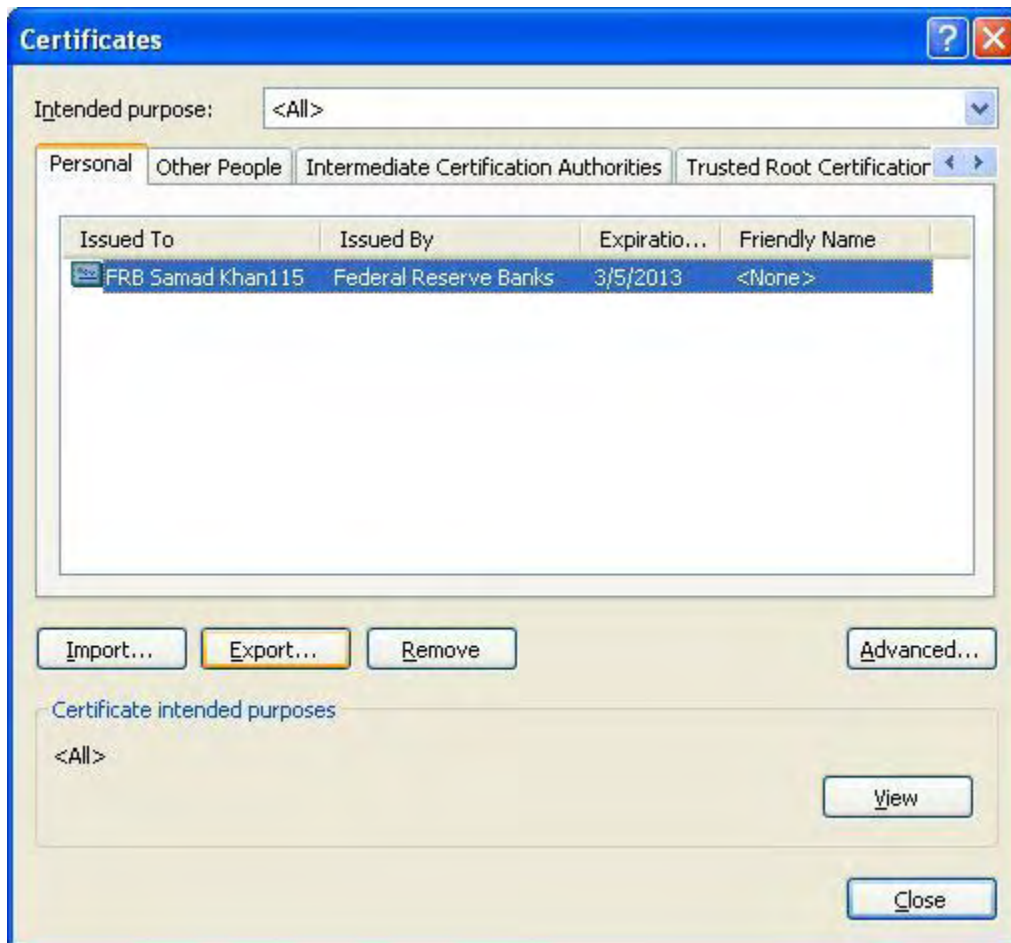
If you are unsure of how to proceed, please call your Customer Contact Center in Kansas City at 1-800-333-2690 or Minneapolis at 1-888-333-7010.

## Certificate Removal Procedure

1. Open an Internet Explorer browser. Click **Tools** → **Internet Options** → **Content**.



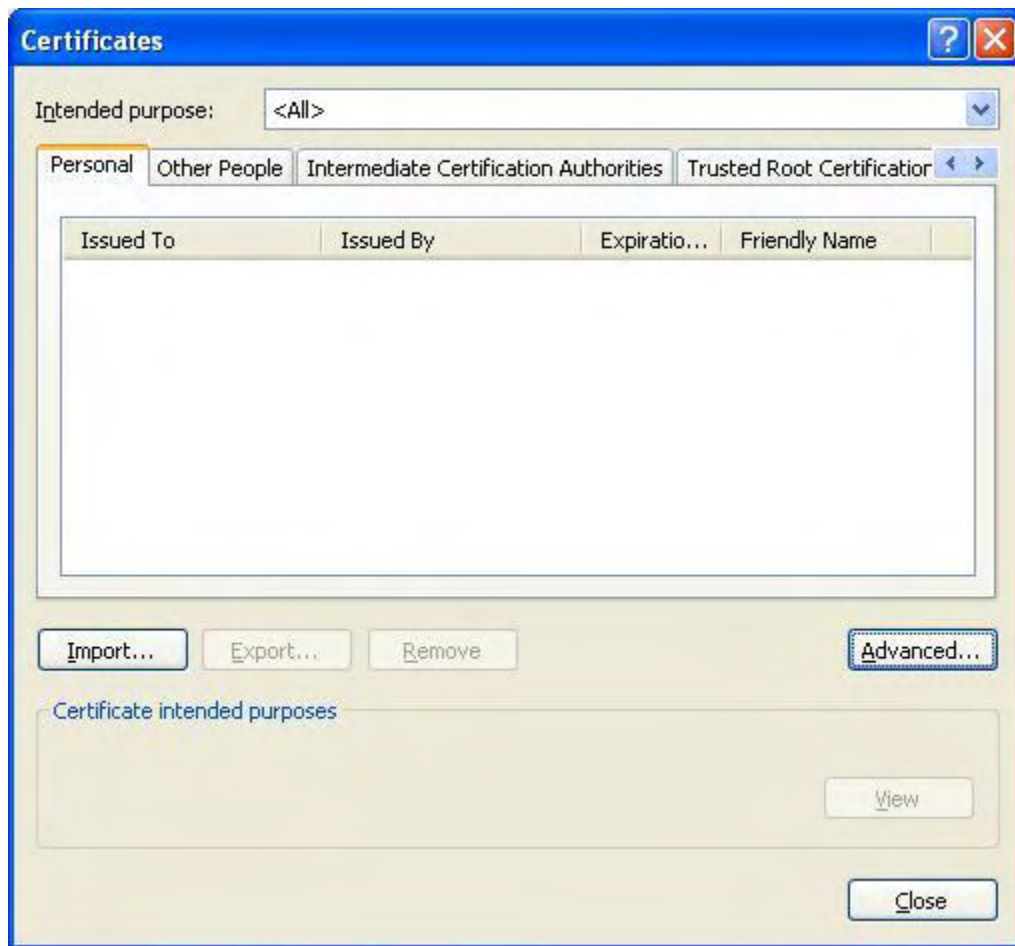
2. Click **Certificates**. Highlight the certificate you want to delete and click on **Remove**.



3. You might receive a warning asking "Do you want to delete the certificates?" Click **Yes**.



4. In order to verify that you have successfully deleted the digital certificate, Click **Tools** → **Internet Options** → **Content** → **Certificates** from an Internet Explorer browser and verify that the certificate does not appear in the certificate store.



5. This completes the certificate removal procedure.