

File Upload User Guide

FR Y-11

**Financial Statements of
U.S. Nonbank Subsidiaries of U.S. Holding Companies**

and

FR Y-11S

**Abbreviated Financial Statements of
U.S. Nonbank Subsidiaries of U.S. Holding Companies**

Federal Reserve System

STATISTICS FUNCTION

June 30, 2021

Overview

The Federal Reserve System's Reporting Central Application provides the ability to submit spreadsheet files (e.g., Microsoft Excel) via the internet. As a result, reporting institutions that use a spreadsheet to prepare their data will not have to key their data into a web page form. While this feature was provided for reporting institutions using spreadsheets, the file can be created by any other backend system that a reporting institution uses to generate its data.

This document provides the required file format for submitting the data via Reporting Central and shows how a reporting institution can create the file from a spreadsheet for the *FR Y-11—Financial Statements of U.S. Nonbank Subsidiaries of U.S. Holding Companies* and the *FR Y-11S—Abbreviated Financial Statements of U.S. Nonbank Subsidiaries of U.S. Holding Companies*. Formulas were used to pull the data from the spreadsheet worksheets containing the data and format them for transmission to Reporting Central.

Microsoft Excel was used in this example but the same process can be applied to other spreadsheet software. The method used to create the file is at the discretion of the reporter. This guide assumes that the data already exist in spreadsheet form.

How to create a text file from a spreadsheet for the FR Y-11

The FR Y-11 is comprised of multiple schedules and several hundred financial and text fields. To minimize issues with problems arising during the creation of the Reporting Central text file, it is strongly recommended reporting institutions follow the process described below.

NOTE Only one file upload can be submitted for each individual respondent and as of date. It is no longer possible to submit multiple branches or agencies in a single file.

Field Labels

The identifying label for both financial and text data is the four-character and eight-character MDRM descriptor listed in *Appendix A*.

Reporting Central uses the 8-character **MDRM** to identify individual report items. For File Upload, Reporting Central allows you to use either the **Reporting Central format** or the **CIPS format**.

Appendix A — FR Y-11 Report Detailed Field Specifications

FR Y-11 Schedule — Financial Data Items	Report Form Item Number	Item Limits ¹	MDRM
Cover Page, Number of reports attested to under this signature	N/A	3,0	BHCSJ444
Cover Page, Filing criteria for December report only	N/A	1,0	BHCS6909
Cover Page, Date of Signature (must be: MM/DD/YYYY)	N/A	10,0	BHCSJ196
Schedule IS, Income Statement	1.a.	14,0	BHCSA028
Schedule IS, Income Statement	1.b.	14,0	BHCSA029
Schedule IS, Income Statement	1.c.	14,0	BHCS4107

Field Values

Financial data fields can have either positive, negative, zero, or null values. These values are formatted differently in the Reporting Central and CIPS upload files.

Table 1. Format Differences for Financial Data Item Values

Financial Data Item Value	Reporting Central Format	CIPS Format
Positive	[leave value as is]	Precede by plus (+) sign
Negative	Precede by minus (-) sign	Precede by minus (-) sign
Zero	0	+0
Null (or blank)	[leave blank]	-0

Step 1 – Create Data Listing

Since it is presumed that the reporter already has the report data in spreadsheet format, all subsequent steps in this guide are based on using this report data as the source. The first step recommended is to create a sequential listing of all the items containing the item number, the eight-character MDRM, item description, and item value.

It is easier if you list all of the financial data items first and then the text items after that.

Both the **Reporting Central file format** and the **CIPS file format** use the eight-character MDRM (see *Column E* below).

Schedule	Line Name	RC Item Identifier	Item Description	Dollar Amount in Thousands
IS	1A	BHCSA028	Interest and fee income from nonrelated organizations	100
IS	1B	BHCSA029	Interest and fee income from related organizations	10
IS	1C	BHCS4107	Total interest income	110
IS	2A	BHCSA030	Interest expense pertaining to nonrelated organizations	50
IS	2B	BHCSA031	Interest expense pertaining to related organizations	0
IS	2C	BHCS4073	Total interest expense	50
IS	3	BHCS4074	Net interest income	60
BS-M	8A	SUBCA025	Provision for loan and lease losses	30
BS-M	8B	SUBCA026	Expenses accrued and unpaid	961
BS-M	8C	SUBCA07	Net deferred tax liabilities	0
			Accounts payable	187555
		SUBSC490	John Smith	
		SUBSC491	Vice President, Accounting	
		TEXT9010	General Capital Corp.	
		TEXT9110	200 Main St.	

NOTE Adding additional information to this spreadsheet (like item description and item number) can make items easier to identify and help troubleshoot potential problems. However, this information is completely optional.

Step 2 – Link and Format Data Cells

In Sheet 2 of the workbook, all of the financial and text items will be linked to cells in Sheet 1 and formatting characters inserted to aid in the creation of the final text file. Note that the formatting of item values in the **Reporting Central upload file** differs from that of the **CIPS upload file**.

RC Format — Sheet 2

will look like this:

1	=L"&Sheet1!E8&"+"&Sheet1!G8
2	=L"&Sheet1!E9&"+"&Sheet1!G9
3	=L"&Sheet1!E10&"+"&Sheet1!G10
4	=L"&Sheet1!E11&"+"&Sheet1!G11
5	=L"&Sheet1!E12&"+"&Sheet1!G12
6	=L"&Sheet1!E13&"+"&Sheet1!G13
7	=L"&Sheet1!E14&"+"&Sheet1!G14
8	=L"&Sheet1!E15&"+"&Sheet1!G15

CIPS Format — Sheet 2

will look like this:

1	=Sheet1!E8&"+"&Sheet1!G8&"
2	=Sheet1!E9&"+"&Sheet1!G9&"
3	=Sheet1!E10&"+"&Sheet1!G10&"
4	=Sheet1!E11&"+"&Sheet1!G11&"
5	=Sheet1!E12&"+"&Sheet1!G12&"
6	=Sheet1!E13&"+"&Sheet1!G13&"
7	=Sheet1!E14&"+"&Sheet1!G14&"
8	=Sheet1!E15&"+"&Sheet1!G15&"

This code is repeated for all fields. Once all fields have been linked, you can create the text file.

Reporting Central – Data Format

- “L” is the separator between data items.
- Eight-character MDRM.

- “+” represents the maximum number of columns on the report form into which financial data can be entered. If a report section contains less number of columns than another section that has the maximum number, each item still must contain the maximum number of +’s.
- Financial data is entered after each “+”.
- Text data entry is preceded by two underscores and followed by two underscores.

For Example

Reporting Central Financial Data Excel Formula: ="L"&Sheet1!E8&"+"&Sheet1!G8

Translates to: [LSUBIA028+100](#)

Reporting Central Text Data Excel Formula: ="L"&Sheet1!E347&"__"&Sheet1!G347&"__"

Translates to: [LSUBSC490__John Smith__](#)

CIPS – Data Format

- Data items are separated by commas.
- Eight-character MDRM.
- “+” is placed between the MDRM and the data value.
- Null values are represented by “-0” and are not preceded by the “+” sign.
- Text data values are preceded by a single underscore and followed by two underscores

For Example

CIPS Financial Data Excel Formula: =Sheet1!E8&"+"&Sheet1!G8&" , "

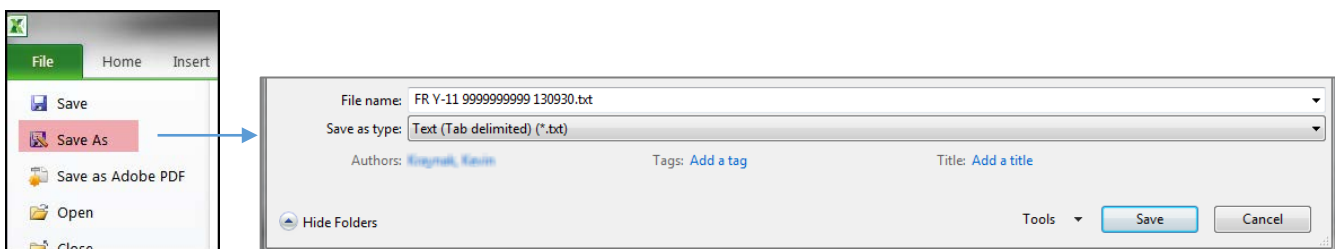
Translates to: [SUBIA028+100 ,](#)

CIPS Text Data Excel Formula: =Sheet1!E347&"+"_&Sheet1!G347&"__ , "

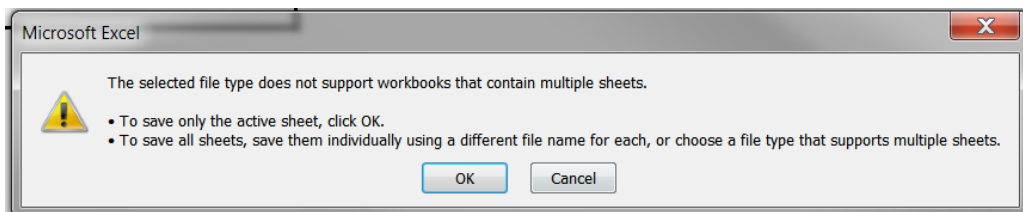
Translates to: [SUBSC490+_John Smith__,](#)

Step 3 – Create the Text File

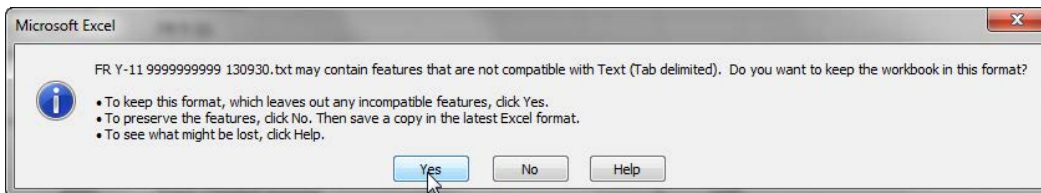
After saving the file in spreadsheet format the text file can be created by first navigating to the File tab. Then selecting the ‘Save As’ option and indicating the file type as ‘Text (Tab delimited) (*.txt).’



A message will appear indicating that this file selection does not support workbooks with multiple worksheets, select 'OK.'

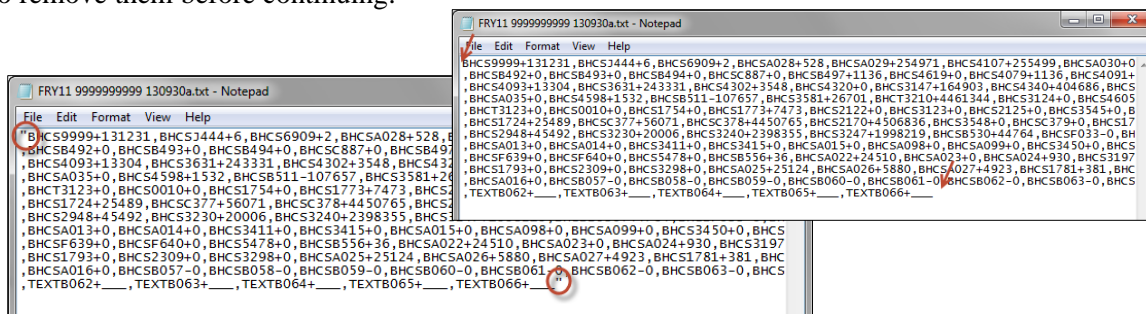


An additional message will be displayed concerning incompatibility features, select 'Yes.'



Step 4 – Format the Text File and Add Header Record

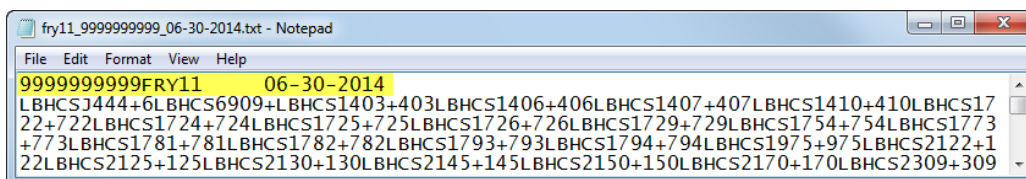
The text file will have been created and will look like this (the example shows the CIPS upload file, but the Reporting Central format will look similar except for the formatting differences discussed above). If the generation of this file includes quotation marks (see below) at the beginning and the end of the file, you will need to remove them before continuing.



The next step is to add the header record.

The **Reporting Central** file header record consists of the following items:

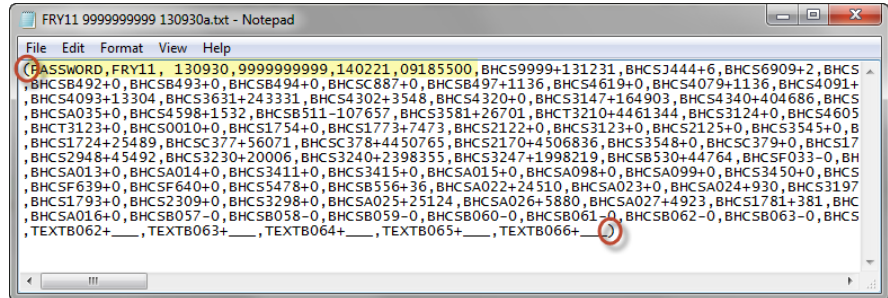
- the first 10 characters are the RSSD ID with leading zeroes
- the next 10 characters are the report series name **FRY11**, followed by five spaces
- the report as-of date, in MM-DD-YYYY.



The **CIPS file header record** consists of the following items, all separated by a comma (“,”):

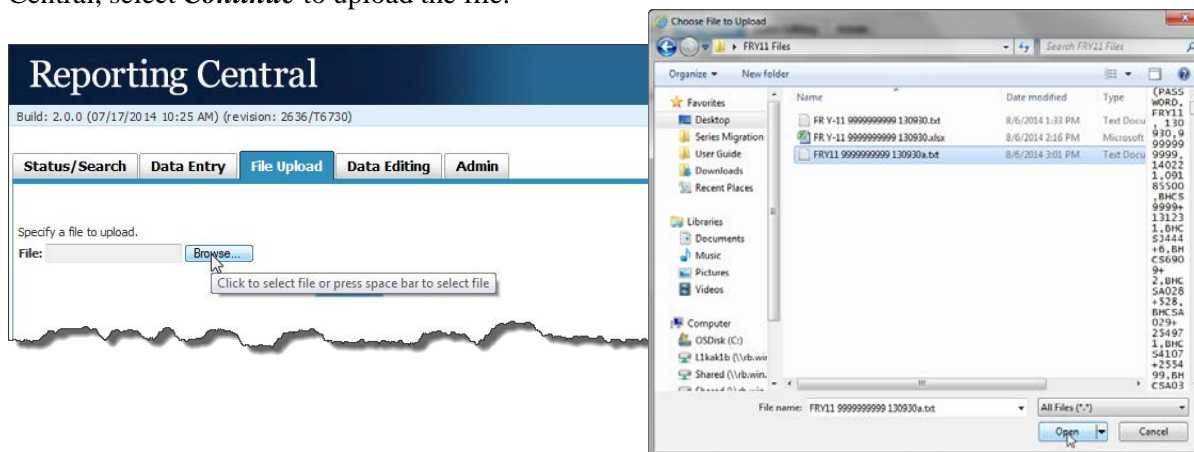
- the series password that is provided by the Federal Reserve Bank analyst—it must be exactly eight characters in length and spaces should be inserted if the actual password is shorter
- the report series name **FRY11**
- the report as-of date, in YYMMDD format
- the reporter RSSD ID—it must be ten digits in length and should be prefixed by leading zeroes if shorter
- the date stamp, in YYMMDD format
- the time stamp, in HHMMSS format, then add two zeroes at the end.

The final step in formatting the CIPS file is to enclose the entire file in parentheses by inserting a left parenthesis at the beginning of the file and a right parenthesis at the end of the file.



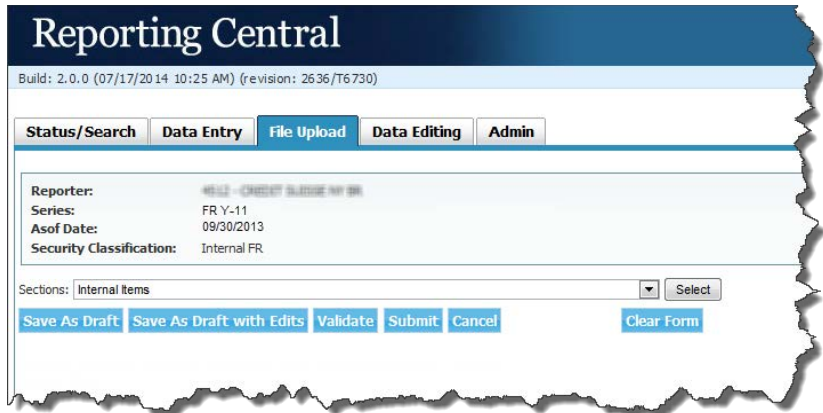
Step 5 – Reporting Central Submission

In Reporting Central, select the File Upload tab and then click the **Browse...** button. Then, navigate to the stored text file and select the filename so it appears in the **File:** box. Select **Open** to choose the file. In Reporting Central, select **Continue** to upload the file.



If there are no formatting issues during the file upload the data will load directly into the report screen.

The report data can then be validated and saved. If errors exist in the text file, error messages will appear in the file upload window, which can be used to troubleshoot any formatting issues.



How to create a Text file from a spreadsheet for the FR Y-11S

All of the formatting requirements that apply to the FR Y-11 report also apply to the FR Y-11S. The only difference is to the field labels and the file header information.

Field Labels

The MDRM field labels for the FR Y-11S can be found in *Appendix B*.

FR Y-11S Report Schedule	Report Form Item Number	Item Limit*	MDRM
Financial Data Items			
Cover Page, Number of reports attested to under this signature	N/A	3,0	BHCSJ444
Abbreviated Financial Statements	1.	14,0	BHCS4340
Abbreviated Financial Statements	2.	14,0	BHCS2170
Abbreviated Financial Statements	3.	14,0	BHCS3210

File Header

The file header should be formatted as follows, for both the *Reporting Central* and the *CIPS* file uploads.

The **Reporting Central file header record** consists of the following items:

- the first 10 characters are the RSSD ID with leading zeroes
- the next 10 characters are the report series name **FRY11S**, followed by four spaces
- the report as-of date, in MM-DD-YYYY.

The **CIPS file header record** consists of the following items, all separated by a comma (“,”):

- the series password that is provided by the Federal Reserve Bank analyst—it must be exactly eight characters in length and spaces should be inserted if the actual password is shorter
- the report series name **FRY11S**
- the report as-of date, in YYMMDD format
- the reporter RSSD ID—it must be ten digits in length and should be prefixed by leading zeroes if shorter
- the date stamp, in YYMMDD format
- the time stamp, in HHMMSS format, then add two zeroes at the end.

Appendix A — FR Y-11 Report Detailed Field Specifications

FR Y-11 Schedule — Financial Data Items	Report Form Item Number	Item Limits ¹	MDRM
Cover Page, Number of reports attested to under this signature	N/A	3,0	BHCSJ444
Cover Page, Filing criteria for December report only	N/A	1,0	BHCS6909
Cover Page, Confidential treatment request	N/A	1,0	BHCS447
Cover Page, If letter is provided	N/A	1,0	BHCSKY38
Schedule IS, Income Statement	1.a.	14,0	BHCSA028
Schedule IS, Income Statement	1.b.	14,0	BHCSA029
Schedule IS, Income Statement	1.c.	14,0	BHCS4107
Schedule IS, Income Statement	2.a.	14,0	BHCSA030
Schedule IS, Income Statement	2.b.	14,0	BHCSA031
Schedule IS, Income Statement	2.c.	14,0	BHCS4073
Schedule IS, Income Statement	3.	14,0	BHCS4074
Schedule IS, Income Statement	4.	14,0	BHCSJJ33 ²
Schedule IS, Income Statement	5.c.	14,0	BHCS4079
Schedule IS, Income Statement	5.b.	14,0	BHCS4619
Schedule IS, Income Statement	5.a.(1)	14,0	BHCS4070
Schedule IS, Income Statement	5.a.(2)	14,0	BHCS4080
Schedule IS, Income Statement	5.a.(3)	14,0	BHCSA220
Schedule IS, Income Statement	5.a.(4)	14,0	BHCSB490
Schedule IS, Income Statement	5.a.(5)	14,0	BHCSB491
Schedule IS, Income Statement	5.a.(6)	14,0	BHCSB492
Schedule IS, Income Statement	5.a.(7)	14,0	BHCSB493
Schedule IS, Income Statement	5.a.(8)	14,0	BHCSB494
Schedule IS, Income Statement	5.a.(9)	14,0	BHCS887
Schedule IS, Income Statement	5.a.(10)	14,0	BHCSB497
Schedule IS, Income Statement	6.	14,0	BHCS4091
Schedule IS, Income Statement	7.a.	14,0	BHCSA034
Schedule IS, Income Statement	7.b.	14,0	BHCS376
Schedule IS, Income Statement	7.c.	14,0	BHCS4093
Schedule IS, Income Statement	8.	14,0	BHCS3631 ³
Schedule IS, Income Statement	8.a.	14,0	BHCSHT69 ⁴
Schedule IS, Income Statement	8.b.	14,0	BHCSHT70 ⁵
Schedule IS, Income Statement	8.c.	14,0	BHCS4301 ⁶
Schedule IS, Income Statement	9.	14,0	BHCS4302
Schedule IS, Income Statement	10.	14,0	BHCS4320 ⁷
Schedule IS, Income Statement	10.	14,0	BHCSFT28 ⁸

¹ Item limits for Financial Data items are provided in (x,y) format, where “x” is the maximum number of digits/characters allowed for the item, “y” is the maximum number of digits allowed after the decimal, and subtracting “y” from “x” is the maximum number of digits allowed before the decimal.

² BHCSJJ33 replaced BHCS4230 in this section, effective 03/31/2019.

³ BHCS3631 has been retired. It was last used on the FR Y-11 report on 03/31/2018.

⁴ BHCSHT69 became an FR Y-11 report item, effective 06/30/2018.

⁵ BHCSHT70 became an FR Y-11 report item, effective 06/30/2018.

⁶ BHCS4301 became an FR Y-11 report item, effective 06/30/2018.

⁷ BHCS4320 has been retired. It was last used on the FR Y-11 report on 12/31/2017.

⁸ BHCSFT28 became an FR Y-11 report item, effective 03/31/2018.

FR Y-11 Schedule — Financial Data Items	Report Form Item Number	Item Limits¹	MDRM
Schedule IS, Income Statement	11.	14,0	BHCS3147
Schedule IS, Income Statement	12.	14,0	BHCS4340
Schedule IS, Income Statement	M.1.	14,0	BHCSF228
Schedule IS, Income Statement	M.2.	14,0	BHCSJ980
Schedule IS-A, Changes in Equity Capital	1.	14,0	BHCS3217
Schedule IS-A, Changes in Equity Capital	2.	14,0	BHCT4340
Schedule IS-A, Changes in Equity Capital	3.	14,0	BHCSA035
Schedule IS-A, Changes in Equity Capital	4.	14,0	BHCS4598
Schedule IS-A, Changes in Equity Capital	5.	14,0	BHCSB511
Schedule IS-A, Changes in Equity Capital	6.	14,0	BHCS3581
Schedule IS-A, Changes in Equity Capital	7.	14,0	BHCT3210
Schedule IS-B, Changes in Allowance for Credit Losses	1 (A)	14,0	BHCS3124
Schedule IS-B, Changes in Allowance for Credit Losses	2 (A)	14,0	BHCS4605
Schedule IS-B, Changes in Allowance for Credit Losses	3 (A)	14,0	BHCS079
Schedule IS-B, Changes in Allowance for Credit Losses	4 (A)	14,0	BHCS4230
Schedule IS-B, Changes in Allowance for Credit Losses	5 (A)	14,0	BHCS4815
Schedule IS-B, Changes in Allowance for Credit Losses	6 (A)	14,0	BHCT3123
Schedule IS-B, Changes in Allowance for Credit Losses	1 (B)	14,0	BHCSJH88
Schedule IS-B, Changes in Allowance for Credit Losses	2 (B)	14,0	BHCSJH89
Schedule IS-B, Changes in Allowance for Credit Losses	3 (B)	14,0	BHCSJH92
Schedule IS-B, Changes in Allowance for Credit Losses	4 (B)	14,0	BHCSJH90
Schedule IS-B, Changes in Allowance for Credit Losses	5 (B)	14,0	BHCSJH91
Schedule IS-B, Changes in Allowance for Credit Losses	6 (B)	14,0	BHCSJH93
Schedule IS-B, Changes in Allowance for Credit Losses	1 (C)	14,0	BHCSJH94
Schedule IS-B, Changes in Allowance for Credit Losses	2 (C)	14,0	BHCSJH95
Schedule IS-B, Changes in Allowance for Credit Losses	3 (C)	14,0	BHCSJH98
Schedule IS-B, Changes in Allowance for Credit Losses	4 (C)	14,0	BHCSJH96
Schedule IS-B, Changes in Allowance for Credit Losses	5 (C)	14,0	BHCSJH97
Schedule IS-B, Changes in Allowance for Credit Losses	6 (C)	14,0	BHCSJH99
Schedule IS-B, Memoranda	M.1.	14,0	BHCSJJ02
Schedule IS-B, Memoranda	M.2.	14,0	BHCSJJ03
Schedule BS, Balance Sheet	1.	14,0	BHCS0010
Schedule BS, Balance Sheet	2.a.	14,0	BHCSJJ34 ⁹
Schedule BS, Balance Sheet	2.b.	14,0	BHCS1773
Schedule BS, Balance Sheet	2.c.	14,0	BHCSJA22 ¹⁰
Schedule BS, Balance Sheet	3.a.	14,0	BHCS2122
Schedule BS, Balance Sheet	3.b.	14,0	BHCS3123
Schedule BS, Balance Sheet	3.c.	14,0	BHCS2125
Schedule BS, Balance Sheet	4.	14,0	BHCS3545
Schedule BS, Balance Sheet	5.	14,0	BHCS2145
Schedule BS, Balance Sheet	6.	14,0	BHCS2150
Schedule BS, Balance Sheet	7.	14,0	BHCS1724
Schedule BS, Balance Sheet	8.	14,0	BHCS377
Schedule BS, Balance Sheet	9.	14,0	BHCS378
Schedule BS, Balance Sheet	10.	14,0	BHCS2170
Schedule BS, Balance Sheet	11.	14,0	BHCS3548
Schedule BS, Balance Sheet	12.	14,0	BHCS379

⁹ BHCS1754 became BHCSJJ34, effective 03/31/2019.

¹⁰ BHCSJA22 became an FR Y-11 report item, effective 06/30/2018.

FR Y-11 Schedule — Financial Data Items	Report Form Item Number	Item Limits¹	MDRM
Schedule BS, Balance Sheet	13.	14,0	BHCS1729
Schedule BS, Balance Sheet	14.	14,0	BHCS2750
Schedule BS, Balance Sheet	15.	14,0	BHCSA012
Schedule BS, Balance Sheet	16.	14,0	BHCS380
Schedule BS, Balance Sheet	17.	14,0	BHCS2948
Schedule BS, Balance Sheet	18.a.	14,0	BHCS3230
Schedule BS, Balance Sheet	18.b.	14,0	BHCS3240
Schedule BS, Balance Sheet	18.c.	14,0	BHCS3247
Schedule BS, Balance Sheet	18.d.	14,0	BHCSB530
Schedule BS, Balance Sheet	18.e.	14,0	BHCSF033
Schedule BS, Balance Sheet	18.f.	14,0	BHCSA130
Schedule BS, Balance Sheet	18.g.	14,0	BHCS3210
Schedule BS, Balance Sheet	19.	14,0	BHCS3300
Schedule BS, Balance Sheet	20.	14,0	BHCS3817
Schedule BS, Balance Sheet	21.	14,0	BHCSA013
Schedule BS, Balance Sheet	22.	14,0	BHCSA014
Schedule BS, Balance Sheet	23.	14,0	BHCS3411
Schedule BS, Balance Sheet	24.	14,0	BHCS3415
Schedule BS, Balance Sheet	25.	14,0	BHCSA015
Schedule BS, Balance Sheet	26.a.	14,0	BHCSA098
Schedule BS, Balance Sheet	26.b.	14,0	BHCSA099
Schedule BS, Balance Sheet	27.	14,0	BHCS3450
Schedule BS, Balance Sheet	28.	14,0	BHCS3826
Schedule BS, Balance Sheet	29.	14,0	BHCS3829
Schedule BS, Balance Sheet	30.	14,0	BHCSA100
Schedule BS, Balance Sheet	M.1.a.	14,0	BHCSF819
Schedule BS, Balance Sheet	M.1.b.	14,0	BHCSF820
Schedule BS-A, Loans and Lease Financing Receivables	1.	14,0	BHCS1410
Schedule BS-A, Loans and Lease Financing Receivables	2.	14,0	BHCS3622
Schedule BS-A, Loans and Lease Financing Receivables	3.	14,0	BHCS3623
Schedule BS-A, Loans and Lease Financing Receivables	4.	14,0	BHCS1975
Schedule BS-A, Loans and Lease Financing Receivables	5.	14,0	BHCSA017
Schedule BS-A, Loans and Lease Financing Receivables	6.	14,0	BHCT2122
Schedule BS-A, Loans and Lease Financing Receivables	7.c.	14,0	BHCS1403
Schedule BS-A, Loans and Lease Financing Receivables	7.a.	14,0	BHCS1406
Schedule BS-A, Loans and Lease Financing Receivables	7.b.	14,0	BHCS1407
Schedule BS-A, Loans and Lease Financing Receivables	7.d.	14,0	BHCSJ979
Schedule BS-A, Loans and Lease Financing Receivables	M.1.a.	14,0	BHCSF230
Schedule BS-A, Loans and Lease Financing Receivables	M.1.b.	14,0	BHCSF231
Schedule BS-A, Loans and Lease Financing Receivables	M.1.c.	14,0	BHCSF232
Schedule BS-M, Memoranda, Number of loans and other assets in portfolio	1	12,0	BHCS1722
Schedule BS-M, Memoranda	2.a.	14,0	BHCSA019
Schedule BS-M, Memoranda	2.b.	14,0	BHCSA020
Schedule BS-M, Memoranda	3.	14,0	BHCSA021
Schedule BS-M, Memoranda	4.	14,0	BHCS2130
Schedule BS-M, Memoranda	5.a.	14,0	BHCS3163
Schedule BS-M, Memoranda	5.b.	14,0	BHCS3164
Schedule BS-M, Memoranda	5.c.	14,0	BHCS3165
Schedule BS-M, Memoranda	6.a.	14,0	BHCS5468
Schedule BS-M, Memoranda	6.b.	14,0	BHCS5469
Schedule BS-M, Memoranda	6.c.	14,0	BHCS5470
Schedule BS-M, Memoranda	6.d.	14,0	BHCS5477
Schedule BS-M, Memoranda	6.e.	14,0	BHCSA210

FR Y-11 Schedule — Financial Data Items	Report Form Item Number	Item Limits¹	MDRM
Schedule BS-M, Memoranda	6.f.	14,0	BHCSG208
Schedule BS-M, Memoranda	6.f.(1)(a)	14,0	BHCSF639
Schedule BS-M, Memoranda	6.f.(1)(b)	14,0	BHCSF640
Schedule BS-M, Memoranda	6.g.	14,0	BHCS5478
Schedule BS-M, Memoranda	7.a.	14,0	BHCSB556
Schedule BS-M, Memoranda	7.b.	14,0	BHCSA022
Schedule BS-M, Memoranda	7.c.	14,0	BHCSA023
Schedule BS-M, Memoranda	7.d.	14,0	BHCSA024
Schedule BS-M, Memoranda	8.	14,0	BHCS3197
Schedule BS-M, Memoranda	9.a.	14,0	BHCS1725
Schedule BS-M, Memoranda	9.b.	14,0	BHCS1726
Schedule BS-M, Memoranda	9.c.	14,0	BHCS1793
Schedule BS-M, Memoranda	10.	14,0	BHCS2309
Schedule BS-M, Memoranda	11.	14,0	BHCS3298
Schedule BS-M, Memoranda	12.a.	14,0	BHCSA025
Schedule BS-M, Memoranda	12.b.	14,0	BHCSA026
Schedule BS-M, Memoranda	12.c.	14,0	BHCSA027
Schedule BS-M, Memoranda	13.a.	14,0	BHCS1781
Schedule BS-M, Memoranda	13.b.	14,0	BHCS1782
Schedule BS-M, Memoranda	13.c.	14,0	BHCS1794
Schedule BS-M, Memoranda	14.	14,0	BHCS3283
Schedule BS-M, Memoranda	15.	14,0	BHCSA016
Notes to Financial Statements	1.	14,0	BHCSB057
Notes to Financial Statements	2.	14,0	BHCSB058
Notes to Financial Statements	3.	14,0	BHCSB059
Notes to Financial Statements	4.	14,0	BHCSB060
Notes to Financial Statements	5.	14,0	BHCSB061
Notes to Financial Statements	6.	14,0	BHCSB062
Notes to Financial Statements	7.	14,0	BHCSB063
Notes to Financial Statements	8.	14,0	BHCSB064
Notes to Financial Statements	9.	14,0	BHCSB065
Notes to Financial Statements	10.	14,0	BHCSB066

FR Y-11 Schedule — Text Data Items	Report Form Item Number	Item Limits	MDRM
Cover Page, Printed Name of Officer	N/A	72	BHCS490
Cover Page, Title of Officer	N/A	72	BHCS491
Cover Page, Date of Signature (MM/DD/YYYY)	N/A	10	BHCSJ196
Cover Page, Legal Name of the Top-Tier Holding Company	N/A	72	RSSD9017
Cover Page, Mailing Address of the Top-Tier Holding Company	N/A	72	RSSD9110
Cover Page, City of Top Tier Holding Company	N/A	30	RSSD9130
Cover Page, State of Top Tier-Holding Company	N/A	2	RSSD9200
Cover Page, Zip Code of Top Tier-Holding Company	N/A	30	RSSD9220
Cover Page Name/Title of Person to whom questions about report should be directed	N/A	72	BHCS8901
Cover Page, Area Code/Phone Number of Person to contact about report	N/A	30	BHCS8902
Cover Page, Area Code/Fax Number of Person to contact about report	N/A	30	BHCS9116
Cover Page, Email Address of Person to Contact about report	N/A	72	BHCS4086
Cover Page, Legal Name of Nonbank Subsidiary	N/A	72	TEXT9012
Cover Page, Former Name of Nonbank Subsidiary from previous report, if changed	N/A	72	TEXT9023
Cover Page, Mailing Address of Nonbank Subsidiary	N/A	72	TEXT9013
Cover Page, City of Nonbank Subsidiary	N/A	30	TEXT9024

FR Y-11 Schedule — Text Data Items	Report Form Item Number	Item Limits	MDRM
Cover Page, State of Nonbank Subsidiary	N/A	2	TEXT9026
Cover Page, Zip Code of Nonbank Subsidiary	N/A	30	TEXT9027
Notes to Financial Statements	1.	219	TEXTB057
Notes to Financial Statements	2.	219	TEXTB058
Notes to Financial Statements	3.	219	TEXTB059
Notes to Financial Statements	4.	219	TEXTB060
Notes to Financial Statements	5.	219	TEXTB061
Notes to Financial Statements	6.	219	TEXTB062
Notes to Financial Statements	7.	219	TEXTB063
Notes to Financial Statements	8.	219	TEXTB064
Notes to Financial Statements	9.	219	TEXTB065
Notes to Financial Statements	10.	219	TEXTB066

Appendix B — FR Y-11S Report Detailed Field Specifications

FR Y-11S Report Schedule	Report Form Item Number	Item Limit¹¹	MDRM
Financial Data Items			
Cover Page, Number of reports attested to under this signature	N/A	3,0	BHCSJ444
Cover Page, Confidential treatment request	N/A	1,0	BHCSC447
Cover Page, If letter is provided	N/A	1,0	BHCSKY38
Abbreviated Financial Statements	1.	14,0	BHCS4340
Abbreviated Financial Statements	2.	14,0	BHCS2170
Abbreviated Financial Statements	3.	14,0	BHCS3210
Abbreviated Financial Statements	4.	14,0	BHCS2013
Abbreviated Financial Statements	5.	1,0	BHCSF822
Text Items			
Cover Page, Printed Name of Officer	N/A	72	BHCSC490
Cover Page, Title of Officer	N/A	72	BHCSC491
Cover Page, Date of Signature (MM/DD/YYYY)	N/A	10	BHCSJ196
Cover Page, Legal Name of Top-Tier Holding Company	N/A	72	TEXT9010
Cover Page, Mailing Address of Top-Tier Holding Company	N/A	72	TEXT9110
Cover Page, City of Top-Tier Holding Company	N/A	30	TEXT9130
Cover Page, State of Top-Tier Holding Company	N/A	2	TEXT9200
Cover Page, Zip Code of Top-Tier Holding Company	N/A	30	TEXT9220
Cover Page Name/Title of Person to whom questions about report should be directed	N/A	72	TEXT8901
Cover Page, Area Code/Phone Number of Person to contact about report	N/A	30	TEXT8902
Cover Page, Area Code/Fax Number of Person to contact about report	N/A	30	TEXT9116
Cover Page, Email address of Person to contact about report	N/A	72	TEXT4086

¹¹ Item limits for Financial Data items are provided in (x,y) format, where “x” is the maximum number of digits/characters allowed for the item, “y” is the maximum number of digits allowed after the decimal, and subtracting “y” from “x” is the maximum number of digits allowed before the decimal.

FR Y-11S Report Schedule	Report Form Item Number	Item Limit ¹¹	MDRM
Cover Page, Legal Name of Nonbank Subsidiary	N/A	72	TEXT9012
Cover Page, Former Name of Nonbank Subsidiary from previous report, if changed	N/A	72	TEXT9023
Cover Page, Mailing Address of Nonbank Subsidiary	N/A	72	TEXT9013
Cover Page, City of Nonbank Subsidiary	N/A	30	TEXT9024
Cover Page, State of Nonbank Subsidiary	N/A	2	TEXT9026