

File Upload User Guide

FRY 7-N

**Financial Statements of U.S. Nonbank
Subsidiaries Held by
Foreign Banking Organizations**

and

FRY 7-NS

**Abbreviated Financial Statements of
U.S. Nonbank Subsidiaries Held by
Foreign Banking Organizations**

Federal Reserve System

Overview

The Federal Reserve System's Reporting Central Application provides the ability to submit spreadsheet files (e.g., Microsoft Excel©), via the internet. As a result, reporting institutions that use a spreadsheet to prepare their data will not have to key their data into a web page form. While this feature was provided for reporting institutions using spreadsheets, the file can be created by any other backend system that a reporting institution uses to generate its data.

This document provides the required file format for submitting the data via Reporting Central, and demonstrates how a reporting institution can create the file from a spreadsheet.

Microsoft Excel© was used in this example but the same process can be applied to other spreadsheet software. The method utilized to create the file is at the discretion of the reporter. This guide assumes that the data already exist in spreadsheet form.

This document demonstrates how to create the file for the **FR Y-7N – Financial Statements of U.S. Nonbank Subsidiaries Held by Foreign Banking Organizations**. Formulae were used to extract the data from the spreadsheet worksheets containing the data and format them for transmission to Reporting Central.

How to create a Text file from a spreadsheet

The FR Y-7N is comprised of multiple schedules and over 150 financial and text fields. In order to minimize issues with problems arising during the creation of the Reporting Central text file it is strongly recommended that the following process be observed. Please note that only one file can be submitted for each individual respondent. It is no longer possible to submit multiple reports on a single file.

Field Labels

The identifying label for both financial and text data is the four-character and eight-character MDRM descriptor listed in Appendix A. Reporting Central uses the 8-character MDRM to identify individual report items. For File Upload, Reporting Central allows you to use either the **Reporting Central format** or the **CIPS format**.

APPLICATION:	Reporting Central (RC)				
FILE:	Banking Statistics Formatted Transmission File				
	FR Y-7N VERSION 5				
	REPORT DATES: 110331				
	UP TO VERSION: 6				
FLOW:	Input from DI				
INTERFACE:	FLASH				
SUB IDENTIFIER	FNBK				
APPLICATION DATA					
RC ITEM IDENTIFIER	RC ITEM IDENTIFIER OCCURRENCE	TEXT ITEM (Y=YES)	REPORT FORM SCHEDULE NAME	REPORT FORM LINE NAME	REPORT FORM COLUMN NAM
FNBKA012	1		BAL. SHEET	15	
FNBKA013	1		BAL. SHEET	21	
FNBKA014	1		BAL. SHEET	22	
FNBKA015	1		BAL. SHEET	25	
FNBKA017	1		LOAN FIN RECV	5	
FNBKA022	1		MEMORANDA	3B	
FNBKA023	1		MEMORANDA	3C	

Field Values

Financial data fields can have either positive, negative, zero, or null values. These values are formatted differently in the Reporting Central and CIPS upload files.

Financial Data Item Value	Format
Positive	[leave value as is]
Negative	Value preceded by a "-" sign
Zero	0
* Null (or blank)	[leave blank]

Step 1 – Create Data Listing

Since it is presumed that the reporter already has the report data in spreadsheet format, all subsequent steps in this guide are based on using this report data as the source. The first step recommended is to create a sequential listing of all the items containing the item number, the eight-character MDRM, item description, and item value. It is easier to list all of the financial data items first and then the text items after that.

Both the **Reporting Central file format** and the **CIPS file format** use the eight-character MDRM.

NOTE Adding additional information to this spreadsheet (like item description and item number) can make items easier to identify and help troubleshoot potential problems. However, this information is completely optional.

FR Y-7n - Financial Statements of the U.S. Nonbank Subsidiaries Held by Foreign Banking Organizations		
1	FNBK0010	53
A7C	FNBK1403	0
A7A	FNBK1406	0
A7B	FNBK1407	0
A1	FNBK1410	0
M1	FNBK1722	322061
7	FNBK1724	15199
13	FNBK1729	0
2A	FNBKJJ34	30038
2B	FNBK1773	14845
A4	FNBK1975	0
3A	FNBK2122	1004569
3C	FNBK2125	1004207
M3E	FNBK2143	0
5	FNBK2145	53
6	FNBK2150	0
10	FNBK2170	1085440
M5	FNBK2309	0
14	FNBK2750	39057
17	FNBK2948	922736
YB6	FNBK3123	362
YB1	FNBK3124	214

A6	FNBT2122	1004569
YB6	FNBT3123	362
YA7	FNBT3210	162704
YB4	FNBK4230	148
YA2	FNBT4340	5396
PRINTED NAME OF OFFICER	FNBTC490	Mr. James Smith
TITLE OF OFFICER	FNBTC491	CFO/EVP
DATE OF SIGNATURE	FNBTJ196	3/30/2019
E-mail Address	FNBT4086	jsmith@anywhere.com
NAME U.S. CONTACT	FNBT8901	Albert Gonzales
PHONE U.S. CONTACT	FNBT8902	415-555-1212
COUNTRY FBO	RSSD9005	Spain
TOP TIER FBO NAME	RSSD9017	BRV
NAME NONBANK SUB	TEXT9012	SF Branch
ADDRESS NONBANK	TEXT9013	123 Main St
FORMER NAME SUB	TEXT9023	
CITY NONBANK	TEXT9024	Anywhere
STATE NONBANK	TEXT9026	CA
ZIP NONBANK	TEXT9027	94110
FAX FBO	FNBT9116	415-555-1213
CITY FBO	RSSD9130	Madrid

Step 2 – Link and Format Data Cells

In Sheet 2 of the workbook, all of the financial and text items will be linked to cells in Sheet 1 and formatting characters inserted to aid in the creation of the final text file. Note that the formatting of item values in the Reporting Central upload file differs from that of the CIPS upload file.

Reporting Central – Data Format

- “L” is the separator between data items.
- Eight-character MDRM.
- “+” represents the maximum number of columns on the report form into which financial data can be entered. If a report section contains less number of columns than another section that has the maximum number, each item still must contain the maximum number of +’s.
- Financial data is entered after each “+”.
- Text data entry is preceded by two underscores and followed by two underscores.

Reporting Central Financial Data Excel Formula: ="L"&Sheet1!E8&"+"&Sheet1!G8

Translates to: LSUBIA028+100

Reporting Central Text Data Excel Formula: ="L"&Sheet1!E347&"__"&Sheet1!G347&"__"

Translates to: LSUBSC490__John Smith__

Sheet 2 will look like this:

	A	B	C	D	E
1	= "L"&Sheet1!E8&"+"&Sheet1!G8				
2	= "L"&Sheet1!E9&"+"&Sheet1!G9				
3	= "L"&Sheet1!E10&"+"&Sheet1!G10				
4	= "L"&Sheet1!E11&"+"&Sheet1!G11				
5	= "L"&Sheet1!E12&"+"&Sheet1!G12				
6	= "L"&Sheet1!E13&"+"&Sheet1!G13				
7	= "L"&Sheet1!E14&"+"&Sheet1!G14				
8	= "L"&Sheet1!E15&"+"&Sheet1!G15				

CIPS – Data Format

- Data items are separated by commas.
- Eight-character MDRM.
- “+” is placed between the MDRM and the data value.
- Null values are represented by “-0” and are not preceded by the “+” sign.
- Text data values are preceded by a single underscore and followed by two underscores

CIPS Financial Data Excel Formula: =Sheet1!E8&"+"&Sheet1!G8&" ,"

Translates to: SUBIA028+100,

CIPS Text Data Excel Formula: =Sheet1!E347&"+"_&Sheet1!G347&"__,"

Translates to: SUBSC490+_John Smith__,

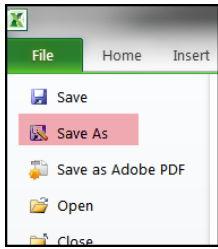
Sheet 2 will look like this:

	A	B	C	D	E
1	=Sheet1!E8&"+"&Sheet1!G8&" ,"				
2	=Sheet1!E9&"+"&Sheet1!G9&" ,"				
3	=Sheet1!E10&"+"&Sheet1!G10&" ,"				
4	=Sheet1!E11&"+"&Sheet1!G11&" ,"				
5	=Sheet1!E12&"+"&Sheet1!G12&" ,"				
6	=Sheet1!E13&"+"&Sheet1!G13&" ,"				
7	=Sheet1!E14&"+"&Sheet1!G14&" ,"				
8	=Sheet1!E15&"+"&Sheet1!G15&" ,"				

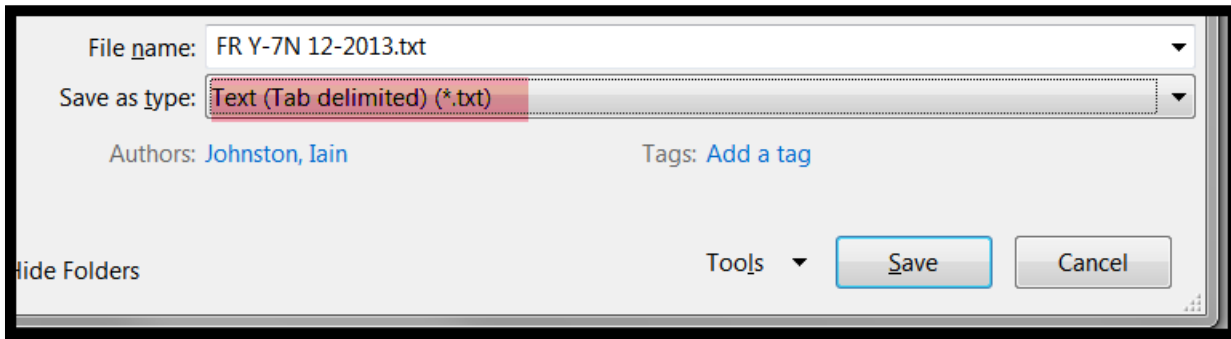
This is repeated for all fields and, once all fields have been linked, you can create the text file.

Step 3 – Create the Text File

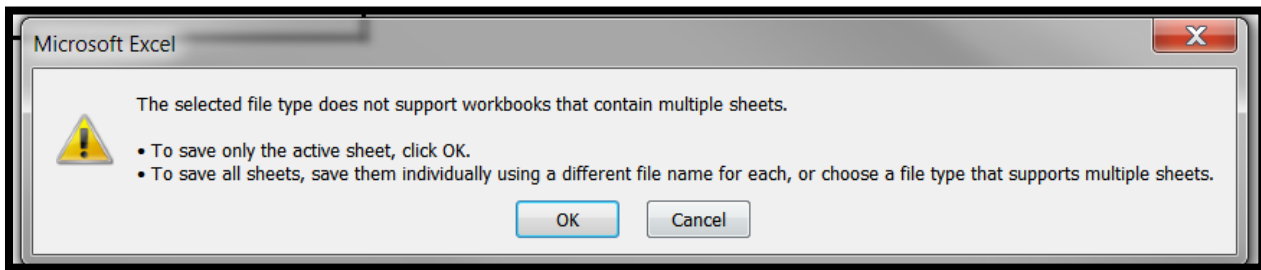
After saving the file in spreadsheet format the text file can be created by first navigating to the **File** tab.



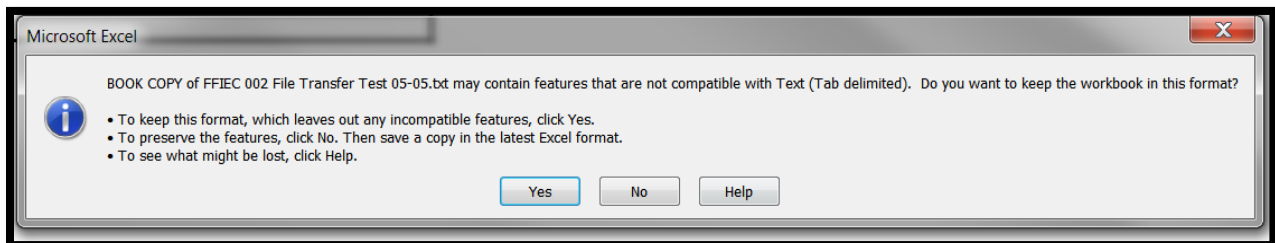
Then selecting the ‘Save As’ option and indicating the file type as ‘Text (Tab delimited) (*.txt).’



A message will appear indicating that this file selection does not support workbooks with multiple worksheets, select ‘OK’:



An additional message will be displayed concerning incompatibility features, select ‘Yes’:



Step 4 – Format the Text File and Add Header Record

The text file will have been created and will look like this (the example shows the CIPS upload file, but the Reporting Central format will look similar except for the formatting differences discussed above). If the generation of this file includes quotation marks (see below) at the beginning and the end of the file, you will need to remove them before continuing.

```
"FNBK0010+53,FNBK1403+0,FNBKA029+4646,FNBK4107+4646,FNBKA030+1 FNBKA031+2,FNBK4073+3,
FNBK4074+4643,FNBKJJ33+0,FNBK4070+0,FNBK4080+0,FNBKA220+0,FNBKB490+0,FNBKB491+0,
FNBKB492+0,FNBKB493+0,FNBKB494+0,FNBKC887+0,FNBKB497+317,FNBK4619+0,FNBK4079+317,
FNBK4091+0,FNBKA034+4,FNBKC376+0,FNBK4093+4,FNBKHT69+4956,FNBKHT70+0,FNBK4301+4956,
FNBK4302+6307,FNBKFT28+10,FNBK3147+61121,FNBK4340+59780,FNBKJ980+0,FNBK3217+406894,
FNBK4340+59780,FNBKA035+0,FNBK4598+0,FNBKB511+0,FNBK3581+10000,FNBK3210+476674,
FNBK3124+0,FNBK4605+0,FNBKC079+0,FNBK4230+0,FNBK4815+0,FNBK3123+0,FNBK0010+0,
FNBK1754+0,FNBK1773+0,FNBKJA22+0,FNBK2122+0,FNBK3123+0,FNBK2125+0,FNBK3545+0,FNBK2145+0,
FNBK2150+0,FNBK1724+0,FNBKC377+0,FNBKC378+556869,FNBK2170+556869,FNBK3548+0,FNBKC379+0,
FNBK1729+0,FNBK2750+62486,FNBKA012+62486,FNBKC380+17709,FNBK2948+80195,FNBK3230+84,
FNBK3240+157283,FNBK3247+319307,FNBKB530+0,FNBKF033+0,FNBKA130+0,FNBK3210+476674,
FNBK3300+556869,FNBK3817+0,FNBKA013+0,FNBKA014+0,FNBK3411+0,FNBK3415+0,FNBKA015+0
FNBKA098+0,FNBKA099+0,FNBK3450+0,FNBK3826+0,FNBK3829+0,FNBKA100+0,FNBKF819+0,FNBKF820+0,
FNBK1410+0,FNBK3622+0,FNBK3623+0,FNBK1975+0,FNBKA017+0,FNBK2122+0,FNBK1406+0,FNBK1407+0
FNBK1403+0,FNBKJ979+0,FNBK1722+0,FNBK5468+0,FNBK5469+0,FNBK5470+0,FNBK5477+0,FNBKA210+0,
FNBKG208+0,FNBKF639+0,FNBKF640+0,FNBK5478+0,FNBKB556+0,FNBKA022+0,FNBKA023+0,FNBKA024+0,
FNBK2143+0,FNBKC382+474012,FNBKC383+82857,FNBK2309+0,FNBKA025+57440,FNBKA026+469,
FNBKA027+0,FNBKC384+6085,FNBKC385+11624,FNBKB057+1,FNBKB058+2,FNBKB059+3,FNBKB060+4,
FNBKB061+5,FNBKB062+6,FNBKB063+7,FNBKB064+8,FNBKB065+9,FNBKB066+10,TEXT9012+Mr. James Smith,
TEXT9013+123 Main St,TEXT9023+,TEXT9024+Anywhere,TEXT9026+CA,TEXT9027+75115,TEXT9010+BRV,
TEXT9005+USA,FNBKJ444+1,FNBK6909+,TEXT8901+Albert Gonzales,TEXT8902+451-555-5432,
TEXT9116+415-555-1234,TEXT4086+jsmith@anywhere.com,FNBTC490+Mr. James Smith,
FNBTC491+CFO/EVP,FNBKJ196+01/20/2019,TEXT9130+BRV"
```

The next step is to add the header record.

The **Reporting Central** file header record consists of the following items:

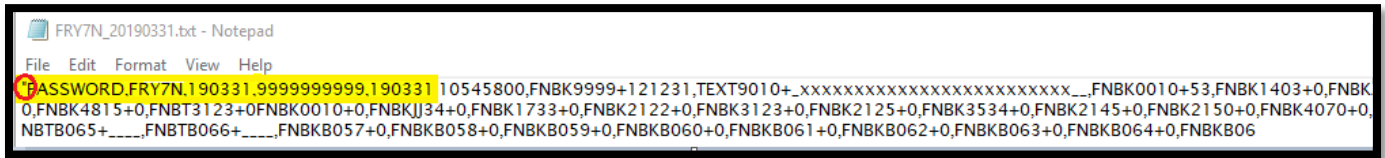
- the first 10 spaces are the RSSD ID with leading zeroes
- the next 10 spaces are the report series ID 'FRY7N,' plus five trailing spaces
- the report as-of date, in MM-DD-YYYY format

```
testing_20190331_fry7n.txt - Notepad
File Edit Format View Help
9999999999FRY7N 03-31-2019
LFNBKA028+-24677
LFNBKA029+31978
LFNBK4107+7301
LFNBKA030+3701
LFNBKA031+-53403
LFNBK4073+-49702
LFNBK4074+57003
LFNBKJJ33+-295
LFNBK4070+0
LFNBK4080+0
LFNBKA220+0
LFNBKB490+0
LFNBKB491+0
LFNBKB492+0
LFNBKB493+0
LFNBKB494+0
```

The **CIPS file header record** consists of the following items, all separated by a comma (“,”):

- the series password that is provided by the Federal Reserve Bank analyst—it must be exactly eight characters in length and spaces should be inserted if the actual password is shorter
- the report series name ‘FRY7N’
- the report as-of date, in YYMMDD format
- the reporter RSSD ID—it must be ten digits in length and should be prefixed by leading zeroes if shorter
- the date stamp, in YYMMDD format
- the time stamp, in HHMMSS format, then add two zeroes at the end.

The final step in formatting the CIPS file is to enclose the entire file in parentheses by inserting a left parenthesis at the beginning of the file and a right parenthesis at the end of the file.

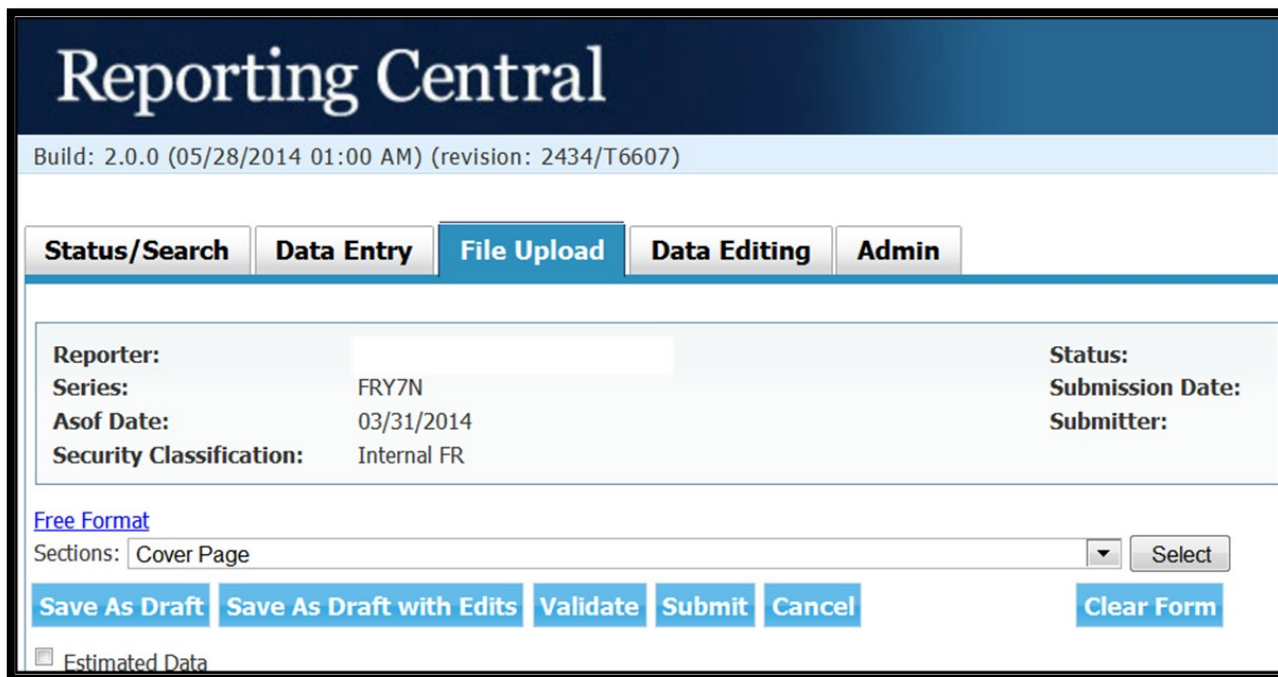


```
FRY7N_20190331.txt - Notepad
File Edit Format View Help
(PASSWORD.FRY7N.190331.9999999999.190331)10545800,FNBK9999+121231,TEXT9010+.,XXXXXXXXXXXXXXXXXXXXXXXXX.,FNBK0010+53,FNBK1403+0,FNBK
0,FNBK4815+0,FNBK3123+0FNBK0010+0,FNBKJJ34+0,FNBK1733+0,FNBK2122+0,FNBK3123+0,FNBK2125+0,FNBK3534+0,FNBK2145+0,FNBK2150+0,FNBK4070+0,
NBTB065+.,.,.,FNBK057+0,FNBK058+0,FNBK059+0,FNBK060+0,FNBK061+0,FNBK062+0,FNBK063+0,FNBK064+0,FNBK06
```


Step 5 – Reporting Central Submission

In Reporting Central, select the File Upload tab and then click the **‘Browse...’** button. Then, navigate to the stored text file and select the filename so it appears in the **‘File:’** box. Select open to choose the file. In Reporting Central, select continue to upload the file.

Select the **‘Browse’** button to navigate to the stored text file and select the filename so it appears in the **‘File:’** box. Select continue to upload. If there are no formatting issues during the file upload the data will load directly into the report screen.



Reporting Central
Build: 2.0.0 (05/28/2014 01:00 AM) (revision: 2434/T6607)

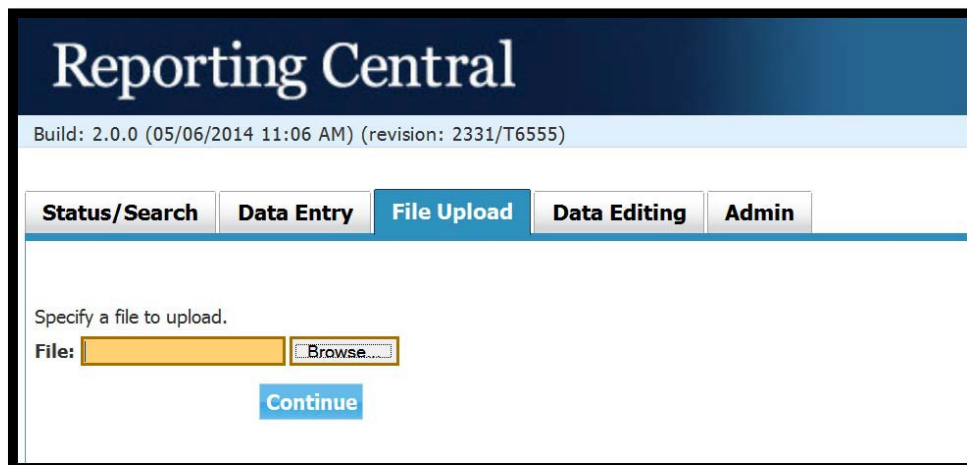
Status/Search | **Data Entry** | **File Upload** | **Data Editing** | **Admin**

Reporter:		Status:	
Series:	FRY7N	Submission Date:	
As of Date:	03/31/2014	Submitter:	
Security Classification:	Internal FR		

[Free Format](#)

Sections:

Estimated Data



Reporting Central
Build: 2.0.0 (05/06/2014 11:06 AM) (revision: 2331/T6555)

Status/Search | **Data Entry** | **File Upload** | **Data Editing** | **Admin**

Specify a file to upload.

File:

The report data can then be validated and saved. If errors exist in the text file error messages will appear in the file upload window, which can be used to troubleshoot any formatting issues.

How to create a Text file from a spreadsheet for the FR Y-7N

Field Labels. The MDRM field labels for the FR Y-7N can be found in Appendix A.

File Header. The file header should be formatted as follows, for both the Reporting Central and the CIPS file uploads.

The **Reporting Central file header record** consists of the following items:

- the first 10 characters are the RSSD ID with leading zeroes
- the next 10 characters are the report series name 'FRY7N' followed by five spaces
- the report as-of date, in MM-DD-YYYY.

The **CIPS file header record** consists of the following items, all separated by a comma (“,”):

- the series password that is provided by the Federal Reserve Bank analyst—it must be exactly eight characters in length and spaces should be inserted if the actual password is shorter
- the report series name 'FRY7N'
- the report as-of date, in YYMMDD format
- the reporter RSSD ID—it must be ten digits in length and should be prefixed by leading zeroes if shorter
- the date stamp, in YYMMDD format
- the time stamp, in HHMMSS format, then add two zeroes at the end.

Appendix A

FR Y-7N Report Detailed Field Specifications

8-Character MDRM	RC ITEM IDENTIFIER OCCURRENCE	TEXT ITEM (Y=YES)	REPORT FORM SCHEDULE NAME	REPORT FORM LINE NAME	REPORT FORM COLUMN NAME
FNBKA012	1		BAL. SHEET	15	
FNBKA013	1		BAL. SHEET	21	
FNBKA014	1		BAL. SHEET	22	
FNBKA015	1		BAL. SHEET	25	
FNBKA017	1		LOAN FIN RECV	5	
FNBKA022	1		MEMORANDA	3B	
FNBKA023	1		MEMORANDA	3C	
FNBKA024	1		MEMORANDA	3D	
FNBKA025	1		MEMORANDA	6A	
FNBKA026	1		MEMORANDA	6B	
FNBKA027	1		MEMORANDA	6C	
FNBKA028	1		INC. STATEMENT	1A	
FNBKA029	1		INC. STATEMENT	1B	
FNBKA030	1		INC. STATEMENT	2A	
FNBKA031	1		INC. STATEMENT	2B	
FNBKA034	1		INC. STATEMENT	7A	
FNBKA035	1		CHANGES EQTY CAP	3	
FNBKA098	1		BAL. SHEET	26A	
FNBKA099	1		BAL. SHEET	26B	
FNBKA100	1		BAL. SHEET	30	
FNBKA130	1		BAL. SHEET	18F	
FNBKA210	1		MEMORANDA	2E	
FNBKA220	1		INC. STATEMENT	5A3	
FNBKB057	1		NOTES TO FIN STATEMENTS	1	
FNBKB058	1		NOTES TO FIN STATEMENTS	2	
FNBKB059	1		NOTES TO FIN STATEMENTS	3	
FNBKB060	1		NOTES TO FIN STATEMENTS	4	
FNBKB061	1		NOTES TO FIN STATEMENTS	5	
FNBKB062	1		NOTES TO FIN STATEMENTS	6	
FNBKB063	1		NOTES TO FIN STATEMENTS	7	
FNBKB064	1		NOTES TO FIN STATEMENTS	8	
FNBKB065	1		NOTES TO FIN STATEMENTS	9	
FNBKB066	1		NOTES TO FIN STATEMENTS	10	
FNBKB490	1		INC.STATEMENT	5A4	
FNBKB491	1		INC.STATEMENT	5A5	
FNBKB492	1		INC.STATEMENT	5A6	
FNBKB493	1		INC.STATEMENT	5A7	
FNBKB494	1		INC.STATEMENT	5A8	
FNBKB497	1		INC.STATEMENT	5A10	
FNBKB511	1		CHANGES EQTY CAP	5	
FNBKB530	1		BAL. SHEET	18D	
FNBKB556	1		MEMORANDA	3A	
FNBKC079	1		CHANGE ALLOW CL	3 (Col A)	
FNBKC376	1		INC.STATEMENT	7B	

8-Character MDRM	RC ITEM IDENTIFIER OCCURRENCE	TEXT ITEM (Y=YES)	REPORT FORM SCHEDULE NAME	REPORT FORM LINE NAME	REPORT FORM COLUMN NAME
FNBKC377	1		BAL. SHEET	8	
FNBKC378	1		BAL. SHEET	9	
FNBKC379	1		BAL. SHEET	12	
FNBKC380	1		BAL. SHEET	16	
FNBKC382	1		MEMORANDA	4A	
FNBKC383	1		MEMORANDA	4B	
FNBKC384	1		MEMORANDA	7	
FNBKC447	1		COVER	CONFIDENTIALITY	
FNBKC385	1		MEMORANDA	7B	
FNBKC887	1		INC.STATEMENT	5A9	
FNBKFT28	1		INC. STATEMENT	10	
FNBKF033	1		BAL. SHEET	18E	
FNBKF639	1		MEMORANDA	2F1A	
FNBKF640	1		MEMORANDA	2F1B	
FNBKF819	1		BAL. SHEET	M1A	
FNBKF820	1		BAL. SHEET	M1B	
FNBKG208	1		MEMORANDA	2F	
FNBKJ980	1		INC.STATEMENT	M1	
FNBKJ979	1		RESTRUCTURED LOANS	7D	
FNBKJH88	1		CHANGE ALLOW CL	1 (Col B)	
FNBKJH89	1		CHANGE ALLOW CL	2 (Col B)	
FNBKJH90	1		CHANGE ALLOW CL	4 (Col B)	
FNBKJH91	1		CHANGE ALLOW CL	5 (Col B)	
FNBKJH92	1		CHANGE ALLOW CL	3 (Col B)	
FNBKJH93	1		CHANGE ALLOW CL	6 (Col B)	
FNBKJH94	1		CHANGE ALLOW CL	1 (Col C)	
FNBKJH95	1		CHANGE ALLOW CL	2 (Col C)	
FNBKJH96	1		CHANGE ALLOW CL	4 (Col C)	
FNBKJH97	1		CHANGE ALLOW CL	5 (Col C)	
FNBKJH98	1		CHANGE ALLOW CL	3 (Col C)	
FNBKJH99	1		CHANGE ALLOW CL	6 (Col C)	
FNBKJJ02	1		CHANGE ALLOW CL	M1	
FNBKJJ03	1		CHANGE ALLOW CL	M2	
FNBKJJ33	1		INC.STATEMENT	4	
FNBKJJ34	1		BAL. SHEET	2A	
FNBK0010	1		BAL. SHEET	1	
FNBKKY38	1		COVER	GENERAL INSTR	
FNBK1403	1		LOANS FIN RECV	7C	
FNBK1406	1		LOANS FIN RECV	7A	
FNBK1407	1		LOANS FIN RECV	7B	
FNBK1410	1		LOANS FIN RECV	1	
FNBK1722	1		MEMORANDA	1	
FNBK1724	1		BAL. SHEET	7	
FNBK1729	1		BAL. SHEET	13	
FNBK1773	1		BAL. SHEET	2B	
FNBK1975	1		LOAN FIN RECV	4	
FNBK2122	1		BAL. SHEET	3A	
FNBK2125	1		BAL. SHEET	3C	
FNBK2143	1		MEMORANDA	3E	
FNBK2145	1		BAL. SHEET	5	
FNBK2150	1		BAL. SHEET	6	
FNBK2170	1		BAL. SHEET	10	
FNBK2309	1		MEMORANDA	5	
FNBK2750	1		BAL. SHEET	14	
FNBK2948	1		BAL. SHEET	17	
FNBK3123	1		BAL. SHEET	3B	
FNBK3124	1		CHANGE ALLOW CL	1 (Col A)	

FNBK3147	1		INC. STATEMENT	11	
FNBK3210	1		BAL. SHEET	18G	
FNBK3217	1		CHANGES EQTY CAP	1	
FNBK3230	1		BAL. SHEET	18A	
FNBK3240	1		BAL. SHEET	18B	
FNBK3247	1		BAL. SHEET	18C	
FNBK3300	1		BAL. SHEET	19	
FNBK3411	1		BAL. SHEET	23	
FNBK3415	1		BAL. SHEET	24	
FNBK3450	1		BAL. SHEET	27	
FNBK3545	1		BAL. SHEET	4	
FNBK3548	1		BAL. SHEET	11	
FNBK3581	1		CHANGES EQTY CAP	6	
FNBK3622	1		LOAN FIN RECV	2	
FNBK3623	1		LOAN FIN RECV	3	
FNBK3817	1		BAL. SHEET	20	
FNBK3826	1		BAL. SHEET	28	
FNBK3829	1		BAL. SHEET	29	
FNBK4070	1		INC.STATEMENT	5A1	
FNBK4073	1		INC.STATEMENT	2C	
FNBK4074	1		INC.STATEMENT	3	
FNBK4079	1		INC. STATEMENT	5C	
FNBK4080	1		INC.STATEMENT	5A2	
FNBK4091	1		INC.STATEMENT	6	
FNBK4093	1		INC. STATEMENT	7C	
FNBK4107	1		INC.STATEMENT	1C	
FNBK4301	1		INC. STATEMENT	8C	
FNBK4302	1		INC. STATEMENT	9	
FNBK4340	1		INC. STATEMENT	12	
FNBK4598	1		CHANGES EQTY CAP	4	
FNBK4605	1		CHANGE ALLOW CL	2 (Col A)	
FNBK4619	1		INC.STATEMENT	5B	
FNBK4815	1		CHANGE ALLOW CL	5 (Col A)	
FNBK5468	1		MEMORANDA	2A	
FNBK5469	1		MEMORANDA	2B	
FNBK5470	1		MEMORANDA	2C	
FNBK5477	1		MEMORANDA	2D	
FNBK5478	1		MEMORANDA	2G	
FNBK6909	1		COVER	FREQ CODE	
FNBK9999	1		COVER	DATE	
FNBKHT69	1		INC. STATEMENT	8A	
FNBKHT70	1		INC. STATEMENT	8B	
FNBKJ444	1		COVER		
FNBKJA22	1		BAL. SHEET	2C	
				NUMBER OF REPORTS	
TOTAL ITEMS FOR SUBSERIES IDENTIFIER FNBK:					140
TOTAL OCCURRENCES FOR SUBSERIES IDENTIFIER FNBK:					140

8-Character MDRM	STAT ITEM IDENTIFIER OCCURRENCE	TEXT ITEM (Y=YES)	REPORT FORM SCHEDULE NAME	REPORT FORM LINE NAME	REPORT FORM COLUMN NAME
FNBTB057	1		NOTES TO FIN STATEMENTS	1	
FNBTB058	1		NOTES TO FIN STATEMENTS	2	
FNBTB059	1		NOTES TO FIN STATEMENTS	3	
FNBTB060	1		NOTES TO FIN STATEMENTS	4	
FNBTB061	1		NOTES TO FIN STATEMENTS	5	
FNBTB062	1		NOTES TO FIN STATEMENTS	6	
FNBTB063	1		NOTES TO FIN STATEMENTS	7	
FNBTB064	1		NOTES TO FIN STATEMENTS	8	
FNBTB065	1		NOTES TO FIN STATEMENTS	9	
FNBTB066	1		NOTES TO FIN STATEMENTS	10	
FNBT2122	1		LOAN FIN RECV	6	
FNBT3123	1		CHANGE ALLOW CL	6 (Col A)	
FNBT3210	1		CHANGES EQTY CAP	7	
FNBT4086	1	Y	COVER	E-Mail Address	
FNBT4230	1		CHANGE ALLOW CL	4 (Col A)	
FNBT4340	1		CHANGE EQTY CAP	2	
FNBT8901	1	Y	COVER	NAME U.S. CONTACT	
FNBT8902	1	Y	COVER	PHONE U.S. CONTACT	
FNBT9116	1	Y	COVER	FAX U.S. CONTACT	
FNBTC490	1	Y	COVER	PRINTED NAME OF OFFICER	
FNBTC491	1	Y	COVER	TITLE OF OFFICER	
FNBTJ196	1	Y	COVER	DATE OF SIGNATURE	
TOTAL ITEMS FOR SUBSERIES IDENTIFIER FNBT:					22
TOTAL OCCURRENCES FOR SUBSERIES IDENTIFIER FNBT:					22

8-Character MDRM	STAT ITEM IDENTIFIER OCCURRENCE	TEXT ITEM (Y=YES)	REPORT FORM SCHEDULE NAME	REPORT FORM LINE NAME	REPORT FORM COLUMN NAME
RSSD9005	1	Y	COVER	COUNTRY FBO	
RSSD9017	1	Y	COVER	TOP TIER FBO NAME	
RSSD9130	1	Y	COVER	CITY FBO	
TOTAL ITEMS FOR SUBSERIES IDENTIFIER RSSD:					3
TOTAL OCCURRENCES FOR SUBSERIES IDENTIFIER RSSD:					3

8-Character MDRM	STAT ITEM IDENTIFIER OCCURRENCE	TEXT ITEM (Y=YES)	REPORT FORM SCHEDULE NAME	REPORT FORM LINE NAME	REPORT FORM COLUMN NAME
TEXT9012	1	Y	INC. STATEMENT	NAME NONBANK SUB	
TEXT9013	1	Y	INC. STATEMENT	ADDRESS NONBANK	
TEXT9023	1	Y	INC. STATEMENT	FORMER NAME SUB	
TEXT9024	1	Y	INC. STATEMENT	CITY NONBANK	
TEXT9026	1	Y	INC. STATEMENT	STATE NONBANK	
TEXT9027	1	Y	INC. STATEMENT	ZIP NONBANK	
TOTAL ITEMS FOR SUBSERIES IDENTIFIER TEXT:					6
TOTAL OCCURRENCES FOR SUBSERIES IDENTIFIER TEXT:					6

Appendix B FRY-7NS

8-Character MDRM	STAT ITEM IDENTIFIER OCCURRENCE	TEXT ITEM (Y=YES)	REPORT FORM SCHEDULE NAME	REPORT FORM LINE NAME	REPORT FORM COLUMN NAME
FNBKJ444	1				
TEXT9010	1	Y	COVER		
TEXT9130	1	Y	COVER		
TEXT9005	1	Y	COVER		
TEXT9012	1	Y	COVER		
TEXT9013	1	Y	COVER		
TEXT9023	1	Y	COVER		
TEXT9024	1	Y	COVER		
TEXT9026	1	Y	COVER		
TEXT9027	1	Y	COVER		
FNBTC490	1	Y	COVER		
FNBTC491	1	Y	COVER		
FNBTJ196	1	Y	COVER		
TEXT8901	1	Y	COVER		
TEXT8902	1	Y	COVER		
TEXT9116	1	Y	COVER		
TEXT4086	1	Y	Abbr-Fn-St		
FNBKC447	1		COVER		
FNBKKY38	1		COVER		
FNBK2013	1		Abbr-Fn-St		
FNBK2170	1		Abbr-Fn-St		
FNBK3210	1		Abbr-Fn-St		
FNBK4340	1		Abbr-Fn-St		
FNBK8721	1	Y	Abbr-Fn-St		
FNBKF822	1	Y	Abbr-Fn-St		
FNBKC447	1	Y	Abbr-Fn-St		
FNBKKY38	1	Y	Abbr-Fn-St		