



THE FEDERAL RESERVE
Financial Services

**FEDERAL RESERVE ACCOUNT
STRUCTURE, TRANSACTION
SETTLEMENT AND REPORTING
GUIDE**

September 2023

INTRODUCTION	2
ACCOUNT RELATIONSHIPS	2
ESTABLISHING AN ACCOUNT	3
BOARD RESOLUTIONS (BR) AND OFFICIAL AUTHORIZATION LISTS (OAL)	4
ESTABLISHING AN ACCOUNT STRUCTURE	4
ESTABLISHING A CORRESPONDENT-RESPONDENT RELATIONSHIP	5
PASS-THROUGH RELATIONSHIPS	6
TERMINATING AN ACCOUNT OR RELATIONSHIP	7
ACCOUNT STRUCTURE AND DEBIT/CREDIT TRANSACTION REPORTING DURING A MERGER OR ACQUISITION	8
Account Structure Options	8
Debit and Credit Transaction Reporting	8
ACCOUNT STRUCTURE EXAMPLES	10
Exhibit I	10
Exhibit II	11
Exhibit III	12
Exhibit IV	13
ACCOUNT TYPE CHARACTERISTICS	14
Master Account	14
Lead Non-Account Holder	14
Subaccounts or Subaccount RTNs	14
Other Secondary RTNs	15
Correspondent	15
Respondent	16
SETTLEMENT RULES	16
Transaction Settlement	16
Service Fee Settlement	18
ACCOUNTING INFORMATION SERVICES	18
The Account Management Information (AMI) Application	18
ATTACHMENTS	19

INTRODUCTION

The Federal Reserve Account Structure, Transaction Settlement and Reporting Guide (“Account Structure Guide”) provides further information on the accounting and settlement services provided to a Financial Institution by the Administrative Reserve Bank (ARB) as set forth under the Federal Reserve Banks Operating Circular 1 “Account Relationships” (“OC 1”).¹ In the event of any conflict between this Account Structure Guide and the terms of OC 1, OC 1 shall control. The Account Structure Guide is intended to provide additional guidance to those individuals within a Financial Institution who work regularly with Federal Reserve Bank Services (“Financial Services”). The defined terms used in OC 1 are similarly used in this guide and have the same meaning.²

ACCOUNT RELATIONSHIPS

The Federal Reserve Banks generally maintain no more than one debtor-creditor relationship with a Financial Institution. Under this single-account structure, an Account Holder may only maintain a single Master Account with its ARB unless a specific exception applies as described in OC 1.³ The Master Account is identified by the Financial Institution’s Primary Routing Transit Number (“Primary RTN”).⁴

A Financial Institution may request to open a Master Account and/or obtain Federal Reserve Financial Services with the Federal Reserve Bank in the Federal Reserve District in which the Financial Institution is located (also known as its ARB). If the request is granted, the Master Account may be used to maintain required reserve balances and other funds balances. Debit and Credit Transaction Activity of the Financial Institution or of the Financial Institution’s Respondents with or through any Reserve Bank, regardless of location, is posted to the Master Account.

An Account Holder may also use Secondary Routing Transit Numbers (“Secondary RTNs”) to segregate Debit and Credit Transaction Activity settling in the Master Account. There are two

¹ A copy of OC 1 can be found at <https://www.frb-services.org/resources/rules-regulations/operating-circulars.html>.

² If there is a conflict between the Account Structure Guide and Reserve Bank operating circulars and/or other Reserve Bank policy, the terms of the Reserve Bank operating circular will control.

³ Section 2.3 of OC 1 identifies the following exceptions to the general rule that a Financial Institution may have only one Master Account:

- The Financial Institution may retain, for a transitional period not to exceed 12 months, the Master Account of an acquired, failed or a non-surviving Financial Institution with which it has merged or consolidated. The ARB may restrict the use of such an account as it deems necessary or appropriate and may require that the Financial Institution execute a security agreement covering multiple Master Accounts.
- A U.S. branch or agency of a foreign bank, an Edge corporation or an agreement corporation may maintain a single Master Account, or it may maintain a Master Account for each group of offices located in the same state and the same Federal Reserve District.
- An ARB may, in its discretion, allow multiple Master Accounts in other situations.

⁴ A Routing Transit Number (“RTN”) is an identifying number assigned to a Financial Institution by the Routing Numbers Registrar operating under the auspices of the American Bankers Association. An RTN is used in Federal Reserve applications to identify the Debit and Credit Transaction Activity of a Financial Institution resulting from the Financial Institution’s use of Federal Reserve Financial Services, Correspondent/Respondent relationships and the account structure of a Financial Institution (e.g., Master Account, Subaccount and Other Secondary RTNs). If an RTN is not issued by the Routing Numbers Registrar, the ARB may issue a Customer Identification Number (CIN).

types of Secondary RTNs – Subaccount RTNs and Other Secondary RTNs.⁵ Both can be used to identify certain Debit and Credit Transaction Activity, although Other Secondary RTNs, while more flexible in how they report information, are more limited in the type of information that can be reported.

Specifically, Subaccount RTNs can be used to identify information that is reported directly to the Financial Institution’s Master Account. Other Secondary RTNs can also be used to identify information that can be reported directly to the Master Account but also can be used to report this information to the Master Account through a Subaccount RTN or through another Other Secondary RTN assigned to the Account Holder, so long as the reporting chain is limited to three tiers.

Additionally, an Account Holder may agree to act as a Correspondent and allow its Master Account to be used to settle certain transactions and service fees for a Respondent.⁶ Financial Institutions that do not have a Master Account must identify a Correspondent in order to settle any Debit and Credit Transaction. Any Debit and Credit Transaction Activity of that Respondent should be reported through the Respondent’s Primary RTN to the Correspondent.

All aspects of the Federal Reserve account management functions will be administered by the ARB through an Account Holder’s Master Account, including reserve balance administration, overnight overdraft monitoring, daylight overdraft monitoring and discount window access. The Account Management Guide (AMG), which is available at [FRBservices.org](https://www.frb.org/about-us/office-of-the-ombudsman/2017/06/2017-06-20-AMG)[®] under Accounting Guides and Manuals, provides detailed information to assist a Financial Institution with managing and reconciling their Federal Reserve account. The Accounting Information Services (AIS) section of this guide also provides information about the various accounting information tools that are available to Financial Institutions.

ESTABLISHING AN ACCOUNT

In order for an ARB to consider a request to establish a Master Account, the Board of Directors of a Financial Institution must pass resolutions (in a form prescribed by the Reserve Banks) that authorize the Financial Institution to establish such account and that authorize certain individuals to conduct business on behalf of the Financial Institution (“Authorized Individuals”).⁷ The Financial Institution must provide its ARB with a Certificate of Board Resolutions as well as an Official Authorization List (OAL) which identifies Authorized Individuals. An Authorized Individual must then execute a Master Account Agreement (OC 1 – Appendix 1) or alternative that binds the

⁵ The term “Other Secondary RTN,” which is not defined in OC 1, is a Secondary RTN and is defined as a number that identifies certain Debit and Credit Transaction Activity of a Financial Institution that is reported directly to the Financial Institution’s Master Account or reported to the Master Account through a Subaccount RTN or through another Other Secondary RTN assigned to the Account Holder.

⁶ Custodial Inventory Program transactions, Fed Funds checks and Fedwire[®] Funds Service transactions may not be settled in a Correspondent’s account. They must settle in a Financial Institution’s own Master Account.

⁷ Applicable forms are available at <https://www.frb.org/about-us/office-of-the-ombudsman/2017/06/2017-06-20-AMG>.

Financial Institution to OC 1, if permitted by the ARB, and agrees to any other terms and conditions required by an ARB for the Financial Institution to access Reserve Bank Accounts or Services. By opening or maintaining a Master Account, a Financial Institution agrees to be bound by all the provisions, as amended from time to time, of OC 1 and of all other Federal Reserve Bank operating circulars that cover services that it obtains from any Reserve Bank. Each Master Account is subject to approval of the ARB.

A U.S. branch or agency of a foreign bank must execute the Foreign Banking Institution Account Agreement and provide resolutions as well as U.S. and foreign opinions of counsel that are acceptable to the ARB.⁸

BOARD RESOLUTIONS (BR) AND OFFICIAL AUTHORIZATION LISTS (OAL)

The BR and OAL establish a Financial Institution's authority to engage in business with the Federal Reserve Banks. The BR and OAL also identify individuals who have the authority to contractually bind the Financial Institution and to take actions and issue instructions with respect to the Financial Institution's accounting relationship with a Federal Reserve Bank and its use of Federal Reserve Financial Services. Depending on the type of Institution and whether it is an Account Holder (or requesting an account) or Non-Account Holder, the following BRs/OALs are used to conduct business with the Federal Reserve Banks:

- Account Holder and Non-Account Holder⁹ Board Resolution and OAL
- Foreign Bank Board Resolution and OAL
- Non-Depository Institution and/or Other Financial or Non-Financial Entities OAL

These forms and instructions can be found at [FRBservices.org](https://www.frbfinancialservices.org/forms/accounting/index.html) under Accounting Services Forms. For further information on these forms, please consult your local ARB.

ESTABLISHING AN ACCOUNT STRUCTURE

An Account Holder may use Secondary RTNs to segregate transaction activity to accommodate reporting and operational needs. Both Secondary and Other Secondary RTNs can be used to identify segregated Debit and Credit Transaction Activity that will settle in the Master Account.

⁸ See <https://www.frbfinancialservices.org/forms/accounting/index.html> in the "Accounting Services – Board Resolution and Authorized Approver Packages" section for the Foreign Bank Board Resolution and OAL.

⁹ For a Non-Account Holder, these forms are intended for use by Financial Institutions that do not need to set up a Master Account but want to designate Authorized Individuals who can conduct business with the Federal Reserve Banks and execute agreements to obtain Financial Services. However, if the Financial Institution anticipates setting up a Master Account in the future, it may want to use the Account Holder Board Resolution to avoid having to re-execute a new resolution.

Subaccount RTNs can only be assigned to Account Holders and are used to identify information that is reported directly to the Master Account. Additionally, Subaccount RTNs can be used to initiate and receive Fedwire transactions.

To use a Subaccount RTN, the Subaccount Designation Form (Attachment A) must be completed.¹⁰ The Debit and Credit Transaction Activity processed for Subaccount RTNs cannot be reported through another Secondary RTN (Subaccount or Other Secondary RTN) and must be reported directly in the Financial Institution's Master Account.

Other Secondary RTNs can be used to identify information that can be reported directly to the Master Account or through a Secondary RTN associated with the Master Account, not to exceed three tiers. Other Secondary RTNs, unlike Subaccount RTNs, cannot be used to initiate and receive Fedwire transactions.

The Debit and Credit Transaction Activity and Service Fees processed for Other Secondary RTNs will be reported to the Financial Institution's Master Account RTN (or Primary RTN for Lead Non-Account Holders) unless the Transaction and Service Fee Informational Reporting Instructions Form (Attachment B) is completed to report activity to a Secondary RTN associated with the Financial Institution. For more information, please refer to the Settlement Rules section of this guide. For Financial Institutions that do not have a Master Account, the Financial Institution (Respondent) must use its Primary RTN to report Debit and Credit Transaction Activity and Service Fees to a Correspondent, either directly to the Correspondent's Master Account RTN or to the Correspondent's Secondary RTN (not to exceed three tiers).

Examples of different uses of Secondary RTNs are set out under Account Structure Examples on pages 10-13 of this guide.

The Reserve Banks work closely with LexisNexis® with respect to the identification of retired RTNs. The Reserve Banks may take action to inactivate in Federal Reserve Bank systems or databases an RTN based on information from LexisNexis.¹¹

ESTABLISHING A CORRESPONDENT-RESPONDENT RELATIONSHIP

Financial Institutions that do not have a Master Account must identify a Correspondent in order to settle any Debit and Credit Transaction Activity and Service Fees involving Federal Reserve

¹⁰ If Subaccount RTNs and/or Other Secondary RTNs are being used as a result of a merger, the Merger Matrix form, when approved by a Federal Reserve Bank, can be used instead of the Subaccount Designation Form. The Merger Matrix is a form that is intended to assist an institution in planning for accounting changes with the Federal Reserve Banks that will result from a merger with another institution or as a result of a purchase and assumption of certain assets or liabilities of another Financial Institution (collectively referred to as a merger). The document covers services that need to be addressed prior to an inter- or intra-district merger and serves as written authorization for the disposition of services outlined.

¹¹ LexisNexis is the official Routing Numbers Registrar. As Routing Numbers Registrar for the American Bankers Association, LexisNexis is responsible for the assignment of routing numbers in accordance with the Routing Number Administrative Board Routing Number Policy. More information is available from [LexisNexis](https://www.lexisnexis.com).

Financial Services. An Account Holder may agree to act as a Correspondent and allow its Master Account to be used to settle certain transactions and service fees for a Respondent.

To establish a Correspondent-Respondent relationship, the Correspondent and the Respondent must both execute a Transaction and Service Fee Settlement Authorization Form (OC 1 – Appendix 2). Each executed Transaction and Service Fee Settlement Authorization Form is subject to approval by the respective ARB of the Correspondent and the ARB of the Respondent. Correspondent-Respondent relationships cannot be established for Fedwire Funds Service transactions, Fed Funds Checks and Custodial Inventory Program transactions, which must settle in a Financial Institution’s own Master Account.

A Financial Institution that does have a Master Account with its ARB may nevertheless identify a Correspondent in order to settle some or all of its Debit and Credit Transaction Activity and Service Fees involving Financial Services, except as noted above. A Respondent can designate different Correspondents to settle for different Financial Services. Any Debit and Credit Transaction Activity of a Respondent should be reported to the Correspondent using the Respondent’s Primary RTN.

By executing the Transaction and Service Fee Settlement Authorization Form, the named Correspondent agrees to allow its Master Account to be used to settle certain transactions and service fees for the named Respondent as well as for any other Financial Institution that is currently using (or later agrees to use) the named Respondent as its Correspondent as designated in a Transaction and Service Fee Settlement Authorization Form. The named Correspondent is not required to execute this subsequent Transaction and Service Fee Settlement Authorization Form between its Respondent and the other Financial Institution.

A Correspondent is responsible at all times for understanding and reviewing the Debit and Credit Transaction Activity of Respondents settling to its Master Account. The ARB is not responsible for maintaining a list of Respondents that settle to an Account Holder’s Master Account or for notifying a Correspondent if one of its Respondents agrees to act as a Correspondent to another Institution.

PASS-THROUGH RELATIONSHIPS

A pass-through relationship allows a Respondent to hold its required reserve balances with a Correspondent. A balance in the Correspondent’s Master Account represents a liability of the Reserve Bank solely to the Correspondent, regardless of whether the funds represent the reserve balances of another Financial Institution that have been passed through the Correspondent and is subject to the Correspondent’s order.

To establish a pass-through relationship, both the Correspondent and the Respondent must complete a “Pass-Through Agreement” (OC 1 – Appendix 3). Each executed Pass-Through Agreement is subject to approval by the ARB of the Correspondent. A Reserve Bank may

terminate any pass-through relationship in which the Correspondent is deficient in its record keeping or other responsibilities.¹²

TERMINATING AN ACCOUNT OR RELATIONSHIP

Any executed and accepted Master Account Agreement (OC 1 – Appendix 1), Transaction and Service Fee Settlement Authorization Form (OC 1 – Appendix 2), Pass-Through Agreement (OC 1 – Appendix 3) or other agreement executed by an Authorized Individual of a Financial Institution and relating to a Financial Institution’s Master Account is binding on its successors, and assigns and continues in effect until amended or terminated as provided by OC 1 or otherwise provided in the agreement. An Account Holder may terminate its Master Account only by giving the Reserve Bank not less than five business days prior written notice. The notice must indicate the date upon which the Account Holder desires to close the Account Holder’s Master Account and provide instructions for the transfer of any remaining balance in the Master Account.

A Reserve Bank may terminate a Master Account Agreement (OC 1 – Appendix 1), Transaction and Service Fee Settlement Authorization Form (OC 1 – Appendix 2) or Pass-Through Agreement (OC 1 – Appendix 3) at any time by notice to the Financial Institution but will endeavor to give not less than five business days prior notice. Unless otherwise agreed by a Reserve Bank, termination of a Master Account Agreement results in immediate termination of the Account Holder’s Master Account.

A Respondent may terminate a Transaction and Service Fee Settlement Authorization Form (OC 1 – Appendix 2) or a Pass-Through Agreement (OC 1 – Appendix 3) by giving its ARB not less than five business days prior written notice unless a shorter period of notice is agreed to in writing by its ARB or except as otherwise specifically provided in another Reserve Bank Operating Circular.

A Correspondent may terminate a Transaction and Service Fee Settlement Authorization Form (OC 1 – Appendix 2) or a Pass-Through Agreement (OC 1 – Appendix 3) by giving its ARB and its Respondents not less than one business day prior written notice to the other parties, except as otherwise specifically provided in Reserve Bank Operating Circulars 3 and 4 with respect to check and ACH services.

Notwithstanding any other provision of OC 1, a Financial Institution may be required by its ARB to maintain at all times settlement arrangements acceptable to its ARB, as a prerequisite to using any Financial Services. The ARB may also set certain terms and conditions on the Financial Institution’s access and use to accounts and services, including related to Correspondent-Respondent relationship, under this section.

¹² See Section 204.3(i) of Regulation D for pass-through rules.

In addition, the Board of Governors may require a Financial Institution that engages in certain transactions to maintain an adequate balance with a Reserve Bank in such amount as the Board of Governors determines. A Federal Reserve Bank shall have the right, in its discretion, to transfer funds from an Account Holder's Master Account to a suspense account and to hold those funds after a Master Account has been terminated in order to cover potential future payment system risk claims arising from the Financial Institution's use of Financial Services.

Termination of an agreement or authorization form by a Financial Institution does not affect any liability arising from transactions received by a Reserve Bank before or on the effective date of the termination.

ACCOUNT STRUCTURE AND DEBIT/CREDIT TRANSACTION REPORTING DURING A MERGER OR ACQUISITION

On the effective date of a legal merger or acquisition (voluntary or involuntary acquisition), the non-survivor Financial Institution's (Non-Surviving Institution) BR and OAL will be inactivated. The survivor Financial Institution's (Surviving Institution) OAL will become the authorization document for the Non-Surviving Institution's transition account.

Account Structure Options

Options for structuring account relationships between a Surviving Institution (SI) and a Non-Surviving Institution (NSI) are defined in Appendix A to the Federal Reserve Bank Legal Merger Worksheet.

Debit and Credit Transaction Reporting

If the NSI's Master Account RTN (NSI Primary RTN) will be converted to a Secondary RTN (Subaccount or Other Secondary RTN) of the SI, the Debit and Credit Transaction Activity of the NSI Primary RTN will be settled in the SI's Master Account as follows:

- If converted to a Subaccount RTN - Debit and Credit Transaction Activity will be settled directly in the SI's Master Account; or
- If converted to an Other Secondary RTN - Debit and Credit Transaction Activity can be settled directly to the SI's Master Account or through another Secondary RTN of the SI (Subaccount RTN or Other Secondary RTN), not to exceed three tiers as shown in the Account Structure Examples on the following pages.

At the Operational Merger Date, Debit and Credit Transaction Activity for Respondents of the NSI will settle in the SI's Master Account but can continue to be reported through the NSI's Primary RTN so long as the reporting relationship does not exceed three tiers. It is the responsibility of the SI to contact the NSI's Respondents when making settlement changes for these routing numbers.

If existing settlement relationships of the NSI do not change (not to exceed three tiers), new agreements are not required. If existing Respondent and/or Other Secondary RTNs relationships of the NSI are moved to the SI, the Reserve Bank's merger document can be used for instructions of reporting and settlement needs. If there are multiple settlement changes, the SI may be able to provide a listing of the changes by an official letter approved by the organization. It is the responsibility of the SI to contact the Respondents associated with the NSI when making these changes for those routing numbers. Additional merger related questions can be directed to the Reserve Bank's Merger Coordinator. A listing of Merger Coordinators is available on FRBservices.org under Federal Reserve Banks' Merger Coordinator Contacts.

Please refer to the Federal Reserve Bank's Merger Worksheet and Instructions documents for more information that is available to a Financial Institution that is planning for changes in its account structure, accounting information services and settlement and/or reporting relationships with the Federal Reserve Bank(s) that will result from a merger with another Financial Institution or a purchase and assumption of certain assets or liabilities of another Financial Institution (collectively referred to as a "merger").

ACCOUNT STRUCTURE EXAMPLES

Exhibit I

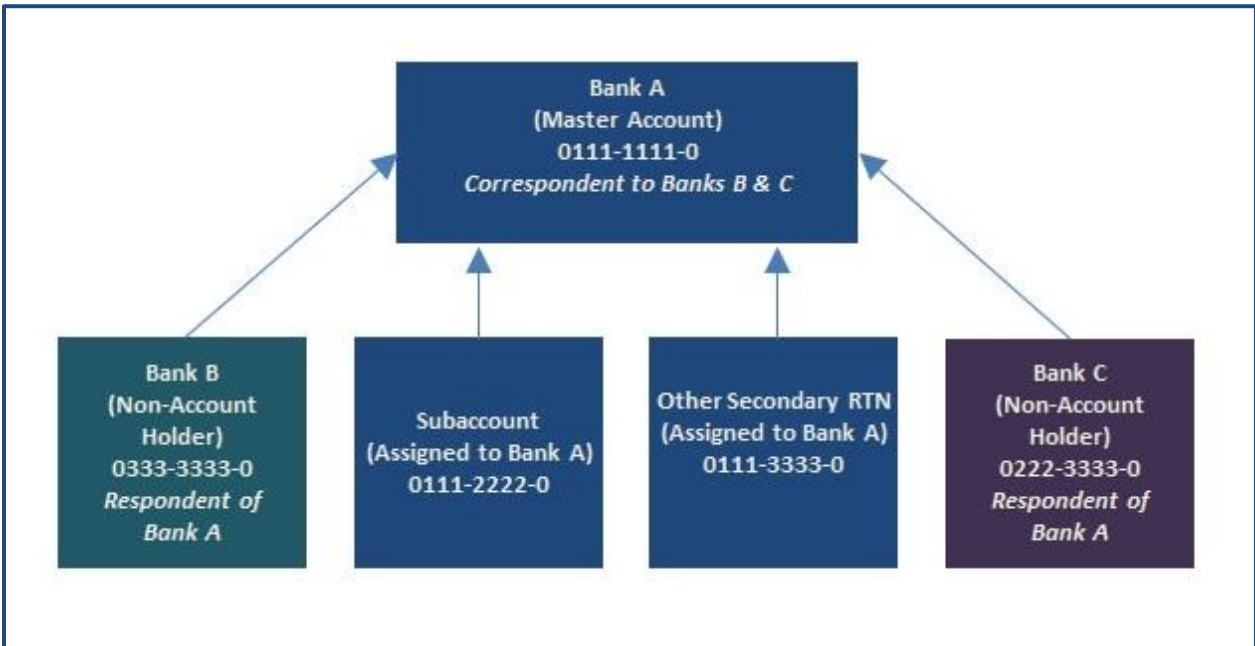


Exhibit I above illustrates an account structure in which Bank A has established a Master Account with the Federal Reserve and uses Subaccount RTN 0111-2222-0 and Other Secondary RTN 0111-3333-0 to segregate Debit and Credit Transaction Activity for Financial Services. Bank A also acts as a Correspondent to Respondent Banks B and C.

Exhibit II

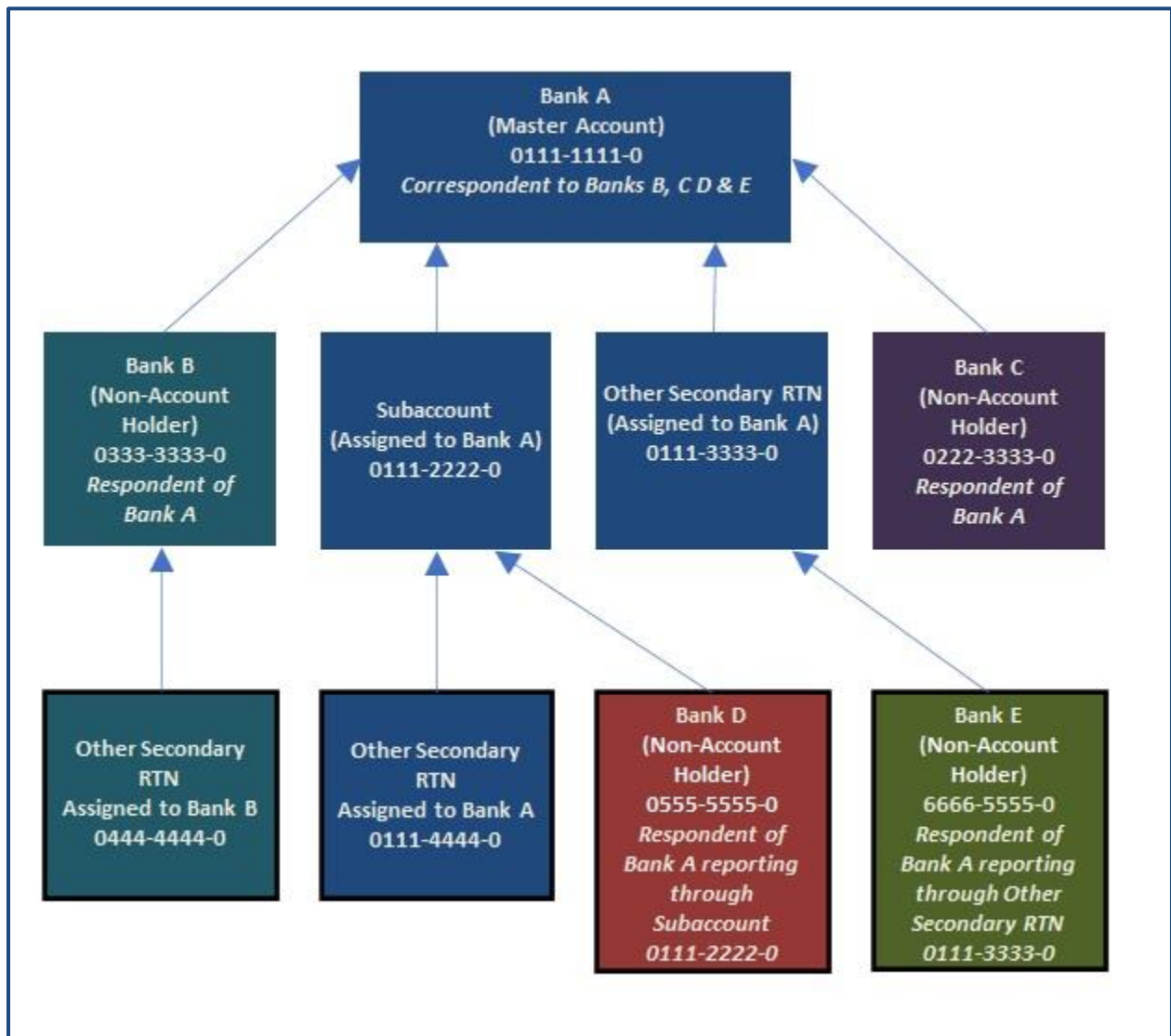


Exhibit II above illustrates a more complex account structure for Bank A. In this exhibit, Respondent Bank B uses Other Secondary RTN 0444-4444-0. Bank A also reports Debit and Credit Transaction Activity for Other Secondary RTN 0111-4444-0 through Subaccount 0111-2222-0. Additionally, the Debit and Credit Transaction Activity of Respondent Bank D is reported through Subaccount RTN (0111-2222-0), and the Debit and Credit Transaction Activity of Respondent Bank E is reported through Other Secondary RTN (0111-3333-0).

Exhibit III

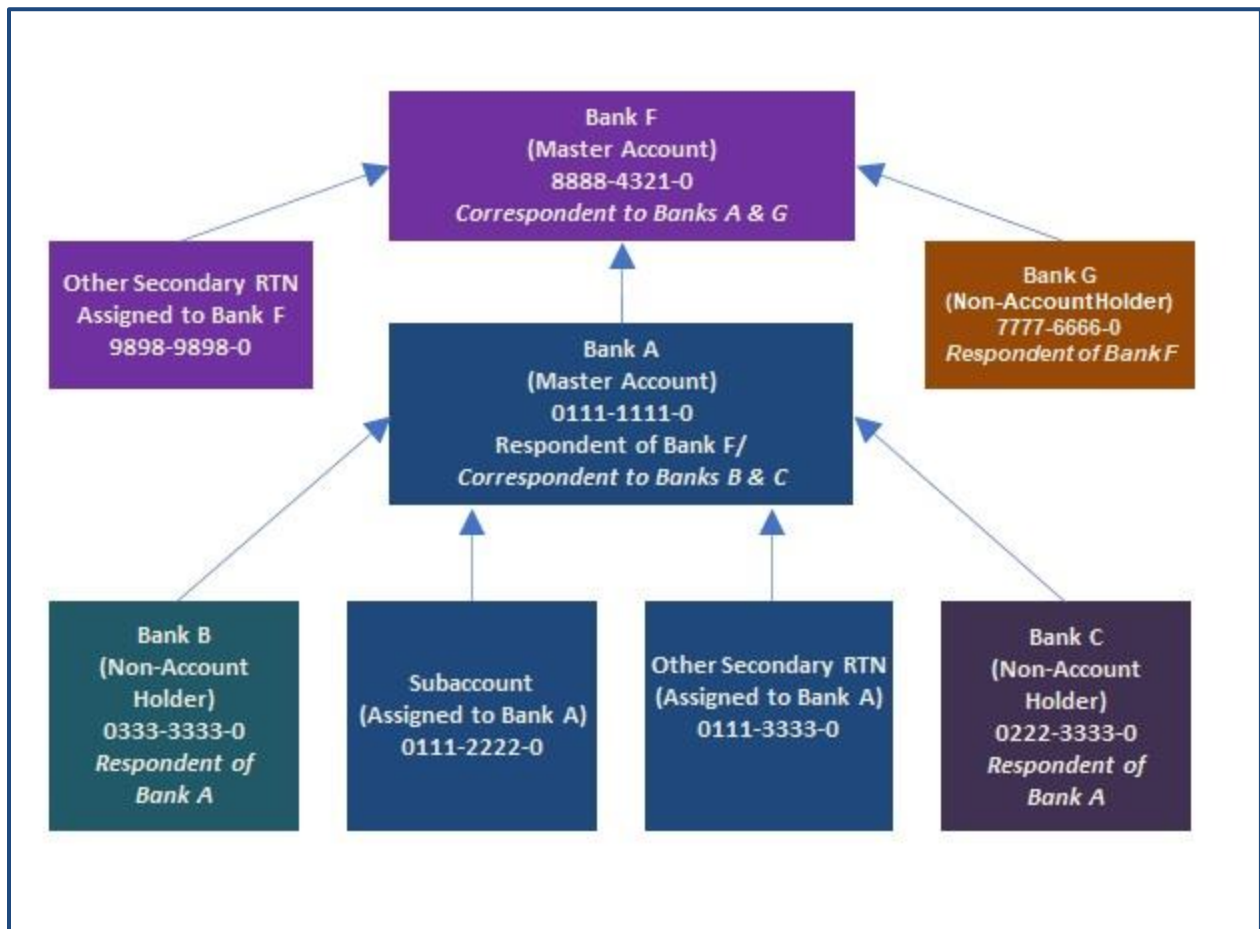


Exhibit III above illustrates where Bank A (a Financial Institution that has its own Master Account) and Bank G (an organization engaged in financial activities that does not have a Master Account) have both established a Correspondent-Respondent relationship with Bank F. Even though Bank A is a Respondent of Bank F, Bank A has its own Master Account and acts as a Correspondent for Bank B and Bank C, neither of which has a Master Account. Note: Fedwire Funds Service transactions, Fed Funds checks and Custodial Inventory Program transactions of Bank A can only settle in Bank A's Master Account.

Exhibit IV

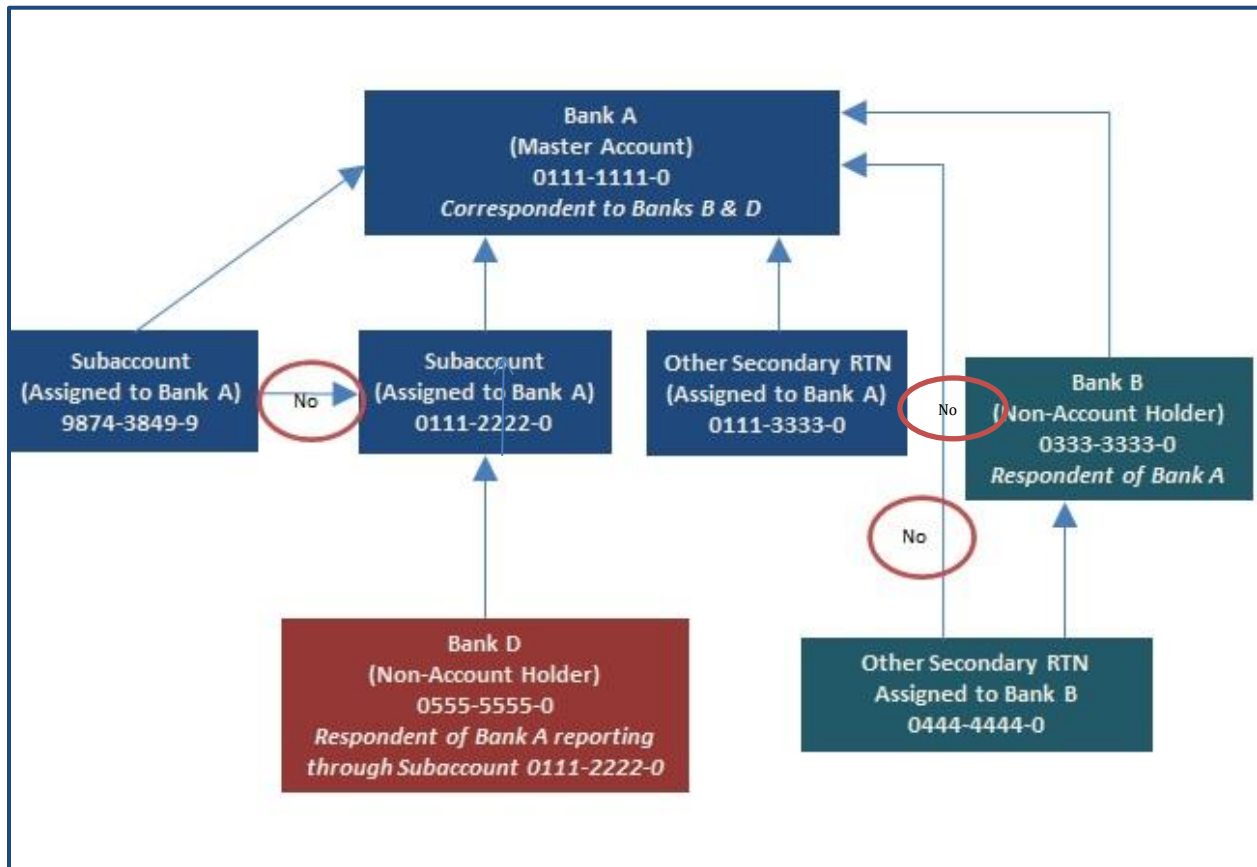


Exhibit IV above illustrates that a Financial Institution may not report Debit and Credit Transaction Activity segregated in a Subaccount RTN to another Subaccount RTN. For example, Debit and Credit Transaction Activity of Subaccount RTN (9874-3849-9) must be reported directly to the Financial Institution’s Master Account. However, Debit and Credit Transaction Activity of the Account Holder’s Other Secondary RTN (0111-3333-0) may be reported directly to the Master Account or, for information purposes, to a Subaccount RTN or an Other Secondary RTN of the Financial Institution, not to exceed three tiers.

This exhibit also illustrates that Bank B’s Other Secondary RTN 0444-4444-0 must report directly to Bank B’s Primary RTN (0333-3333-0). For a Financial Institution that does not have a Master Account and has Other Secondary RTNs, such as Respondent Bank B, it must use its Primary RTN (0333-3333-0) to report Debit and Credit Transaction Activity to its Correspondent (Bank A). In this example, Bank B must report directly to Bank A’s Master Account because Bank B has Debit and Credit Activity for Other Secondary RTN 0444-4444-0. However, Respondent Bank D can report through Bank A’s Subaccount 0111-2222-0 because Bank D does not have any other Secondary RTNs, and the relationship does not exceed three tiers.

ACCOUNT TYPE CHARACTERISTICS

Master Account

- A Financial Institution may maintain a Master Account with its ARB if it is eligible as defined in OC 1 and applicable law.
- A Master Account is established using a Primary RTN. A Primary RTN is issued to a Financial Institution by the Routing Numbers Registrar for the American Bankers Association (Routing Numbers Registrar).
- A Master Account may have opening and closing balances.
- An Account Holder can have one or more Secondary RTNs (Subaccount or Other Secondary RTNs) assigned to the Master Account.
- An Account Holder can have one or more Respondents, resulting in the Account Holder being a Correspondent.
- A Respondent may also maintain a Master Account even though it has a Correspondent-Respondent relationship with another Financial Institution.
- An Account Holder can settle transactions, with the exception of Fedwire Funds Service, Fed Funds Checks and Custodial Inventory Program transactions, in the Master Account of its designated Correspondent. Fedwire Funds Service, Fed Funds Checks and Custodial Inventory Program transactions must settle in a Financial Institution's own Master Account.

Lead Non-Account Holder

- A Lead Non-Account Holder does not maintain a Master Account with a Reserve Bank; however, it may access Federal Reserve Bank Financial Services and/or utilize Discount Window services, if eligible.
- A Lead Non-Account Holder is established using a Primary RTN. A Primary RTN is issued to a Financial Institution by the Registrar of Routing Numbers for the American Bankers Association (Routing Numbers Registrar).
- A Lead Non-Account Holder cannot initiate and/or receive Fedwire Funds or Securities (Delivery verse Payment) transactions, Fed Funds Check or participate in the Custodial Inventory Program.
- A Lead Non-Account Holder must establish a Correspondent to settle all Debit and Credit Transaction Activity and Service Fees.
- A Lead Non-Account Holder cannot be a Correspondent.
- A Lead Non-Account Holder can have an Other Secondary RTN associated with its charter but cannot be assigned Subaccount RTNs.
- If a Lead Non-Account Holder has Other Secondary RTN(s), the Debit and Credit Transaction Activity for the Other Secondary RTN(s) must report to the Primary RTN of the Lead Non-Account Holder to ultimately settle in the Master RTN of its Correspondent. This settlement relationship must not exceed three tiers.

Subaccounts or Subaccount RTNs

- A Subaccount RTN may be assigned to a Master Account for operational reasons; to identify a branch; or as a result of a merger, acquisition, or consolidated Financial

Institution. A Subaccount RTN can be used to segregate activity in the Master Account, such as by business, region or other subcategory determined by the Account Holder.

- A Subaccount RTN is identified as a Secondary RTN assigned to the Master Account by the Routing Numbers Registrar or a Reserve Bank.
- A Subaccount RTN does not have opening and closing balances.
- A Subaccount RTN can be used to initiate and receive Fedwire Funds transactions. A Subaccount RTN cannot be used to initiate and receive Fedwire Securities transactions.
- A Subaccount RTN cannot be assigned to a Non-Account Holder.
- Multiple Subaccount RTNs, even within one Federal Reserve processing zone can be established for a single Master Account.
- Respondents can report through a Subaccount RTN for informational reporting needs; however, transactions will settle at the Master Account level in the Correspondent's Master Account.
- A Subaccount RTN cannot be used to report transactions through another Subaccount RTN.
- A Subaccount RTN can be used to participate in the Custodial Inventory program if the Account Holder participates in the program.

Other Secondary RTNs

- An Other Secondary RTN is a Secondary RTN that is not a Subaccount RTN.
- The Financial Institution to which the Other Secondary RTN is assigned may or may not have a Master Account with its ARB.
- Other Secondary RTNs are assigned to a Financial Institution by the Routing Numbers Registrar or a Reserve Bank.
- Other Secondary RTNs assigned to a Financial Institution are usually used for operational reasons, to identify a branch or an acquired or merged Financial Institution or to otherwise identify groupings of Debit and Credit Transaction Activity. Other Secondary RTNs can be used to segregate activity by business, region or other subcategory determined by the Financial Institution.
- Other Secondary RTNs do not have opening and closing balances.
- Fedwire Funds transactions and Fedwire Securities transactions may not be initiated from or received in an Other Secondary RTN.
- Other Secondary RTNs can be used to participate in the Custodial Inventory program if the Financial Institution's Primary RTN is an Account Holder and participates in the program.
- Other Secondary RTNs can be used to report transactions through a Subaccount RTN or through another Secondary RTN, not to exceed three tiers.

Correspondent

- A Financial Institution that agrees to settle transactions in its account for Respondents (separately chartered Financial Institutions) is a Correspondent.
- A Correspondent must be an Account Holder.
- A Correspondent can also be a Respondent of another (separately chartered) Financial Institution.
- Correspondent relationships should be limited to three tiers.

Respondent

- A Respondent is a separately chartered Financial Institution that enters into an arrangement to settle certain Debit and Credit Transaction Activity with an Account Holder (Correspondent).
- A Respondent may maintain a Master Account as an Account Holder, or it may be a Lead Non-Account Holder.
- A Respondent that maintains its own Master Account can initiate and receive Fedwire Funds Service transactions in its own Master Account, but those transactions must settle in its own Master Account and cannot settle through a Correspondent.
- A Non-Account Holder Respondent is not eligible to initiate or receive Fedwire transactions since it does not have a Master Account.
- A Non-Account Holder Respondent must establish a Correspondent relationship to settle Debit and Credit Transaction Activity with a Federal Reserve Bank.
- A Respondent may hold its required reserve balances with a Correspondent.

SETTLEMENT RULES

Transaction Settlement

Financial Institutions that do not have a Master Account must identify a Correspondent to settle its Debit and Credit Transaction Activity. Debit and Credit Transaction Activity for an Account Holder is posted to the Financial Institution's Master Account unless the Financial Institution has designated a Correspondent. Below are transaction settlement rules to consider when establishing a Correspondent-Respondent relationship:

- An Account Holder must settle the following transactions in its own account:
 - Fedwire Funds and Fedwire Securities,
 - Fed Funds checks and
 - Custodial Inventory Program transactions
- Non-Account Holders are not eligible for Fedwire Funds, Fedwire Securities, Fed Funds Checks or Custodial Inventory Programs transactions.
- An Account Holder may settle other transactions than noted above (e.g., FedNow[®] Service, Forward Checks, Returns, Cash, ACH, etc.) with one or more Correspondent(s).
- A Subaccount RTN cannot be used to settle transactions or report transaction information through another Subaccount RTN or other Secondary RTN or directly to a Correspondent. An Account Holder, however, may have a Correspondent(s) as noted above for eligible transactions.
- A Subaccount RTN can be used to initiate and receive Fedwire Funds transactions. Such transactions will settle in the Master Account.
- A Subaccount RTN cannot be used to initiate and receive Fedwire Securities transactions.

- Other Secondary RTNs can be used to report Debit and Credit Transaction Activity through a Secondary RTN associated with the Financial Institution, but the transactions will settle in the Master Account (or report through the Primary RTN of the Financial Institution if the institution is a Non-Account Holder).
- A Respondent can settle transactions with one or more Correspondents.
- A Respondent can report Debit and Credit Transaction Activity for informational purposes through a Correspondent's Subaccount RTN or through a Correspondent's Other Secondary RTN, but the transactions/fees will settle in the Correspondent's Master Account.
- A Secondary RTN can be used to report Debit and Credit Transaction Activity through the Account Holder's Master Account, Subaccount RTNs or through another Secondary RTN for Account Holders, but not to exceed three tiers. For Non-Account Holders, the transactions for Secondary RTNs must report through the Financial Institution's Primary RTN.
- The account structure of a Financial Institution should be limited to three tiers for settlement purposes.
- Correspondent-Respondent relationships will be defined at the two-digit SIR code level (e.g., 15 – Cash Letters, 57 – ACH, etc.). The following are exceptions:

Acct Balance TFR	10050	To transfer an Account Holder balance during a merger.
Fed Funds Checks	15640	Can only settle in the Account Holder's own account.
CI Currency Transaction	63030	Can only settle in the Account Holder's own account.
Term Deposit Facility (TDF)	84200, 84210, 84220 & 84230	Though it is preferred to settle all service category (84) transactions in the same manner, Financial Institutions will need to specify if they want to establish a Correspondent relationship for TDF transactions separate from the Account Charges and Payments service category (84).
Federal Reserve Service Charges	85010, 85020, 85100, 85120, 85150, 85200, 85300, 85570,	Though it is preferred to settle all service category (85) transactions in the same manner, Financial Institutions may elect to establish a different Correspondent for each service charge category listed on the Transaction and Service Fee Settlement Authorization Form. Service charges will be reported on the Statement of Account of each

	85630, 85840 & 85880	Correspondent and Respondent as one total for each RTN under Transaction Code 85010. Individual Transaction Codes used to define settlement relationships for service charge categories will appear on the subscribed Correspondent/Respondent report.
--	----------------------------	--

- Correspondent-Respondent relationships for National Net Settlement Services (NSS), Securities and Loans are established on their respective agreement forms.

Service Fee Settlement

Charges are debited to a Financial Institution’s Master Account unless the Financial Institution has designated a Correspondent by executing a Transaction and Service Fee Settlement Authorization Form (OC 1 – Appendix 2).

- The Federal Reserve Bank’s preferred method for settlement of Billing Service Charges (Service Fees) is to automatically settle all service charges to a single Correspondent for Financial Institutions that are required and/or desire to have a Correspondent. For Non-Account Holders, if no service charge code categories are selected on the Transaction and Service Fee Settlement Authorization Form, the Correspondent selected for the transaction code settlement will become the default for all service charges. However, specific service fee settlement may be indicated by individually selecting service charge categories on the Transaction and Service Fee Settlement Authorization Form (OC1 – Appendix 2). A separate settlement authorization is required for each Correspondent used if multiple Correspondents are desired.
- Other Secondary RTNs can be used to report Service Charges through another Secondary RTN associated with the Financial Institution by completing the Transaction and Service Fee Informational Reporting Instructions for Other Secondary Routing Transit Numbers (RTNs) Form (Attachment B), not to exceed three tiers. Service charges for Other Secondary RTNs will settle in the Master Account (or report through Primary RTN for Non-Account Holders).
- Service Providers should complete the Service Provider Service Fee Settlement Authorization Form (Attachment C) to designate a Financial Institution to settle service charges.

ACCOUNTING INFORMATION SERVICES

The Account Management Information (AMI) Application

The Account Management Information (AMI) application, available via FedLine Web® and FedLine Advantage®, is an instrumental tool in helping Financial Institutions manage and reconcile accounting information on a real-time basis. AMI is also an instrumental tool in helping Financial Institutions manage and reconcile monthly service charge information. Detailed

information regarding Accounting Information Services is available in the Account Management Guide (AMG) available at [FRBservices.org](https://www.frb.org/services) under Accounting Guides and Manuals.

ATTACHMENTS

- A. Subaccount Designation Form
- B. Transaction and Service Fee Informational Reporting Instructions for Other Secondary Routing Transit Numbers (RTNs) Form
- C. Service Provider Service Fee Settlement Authorization Form

The Financial Services logo, “FRBservices.org,” “Fedwire,” “FedNow,” “FedLine Web” and “FedLine Advantage” are service marks of the Federal Reserve Banks. A list of marks related to financial services products that are offered to financial institutions by the Federal Reserve Banks is available at [FRBservices.org](https://www.frb.org/services).

“LexisNexis” is a trademark of RELX Inc.